

FINAL REPORT

# Build Solid Ground Project



# Table of Contents

<i>Table of figures</i> .....	3	Attainment of outputs .....	19
<i>List of tables</i> .....	3	<b>Evidence for the outcome indicator:</b>	
<b>Acronyms</b> .....	4	<b><i>difference made</i></b> .....	20
Consortium partner abbreviations.....	4	Policy papers.....	20
Country abbreviations.....	4	Concluding remarks on	
Other acronyms .....	4	intermediary outcome 3 achievements .....	21
Other abbreviations.....	4	<b>B. ACTIVITIES</b> .....	21
<b>1. Description</b> .....	5	Introductory notes .....	21
<b>2. Assessment of implementation of Action activities</b> ..	6	<b><i>Activities related to intermediary outcome 1</i></b> .....	21
<b>2.1 Executive summary of the Action</b> .....	6	<b><i>Problems and risks related to activities under</i></b>	
The Build Solid Ground logic .....	8	<b><i>intermediary outcome 1</i></b> .....	23
<b>2.2 Results and Activities</b> .....	9	COVID and awareness raising events.....	23
<b>A. RESULTS</b> .....	9	<b><i>Activities related to intermediary outcome 2</i></b> .....	26
Project impact and main outcome .....	9	<b><i>Non-formal learning events</i></b>	
<b><i>Intermediary outcomes</i></b> .....	10	<b><i>and interactive activities</i></b> .....	26
Introductory notes .....	10	Schools.....	27
<b><i>Intermediary outcome 1 (iOc1)</i></b> .....	13	Training of the Trainers.....	27
The big picture.....	13	Universities .....	27
Attainment of outputs .....	13	Target specific events.....	28
<b><i>Evidence for the outcome indicator:</i></b>		LA/ALA public staff events.....	28
<b><i>difference made</i></b> .....	14	Engagement of international experts.....	28
Baseline and endline study findings.....	14	Learning materials .....	29
Online campaign attractiveness to audience.....	14	<b><i>Problems and risks related to</i></b>	
Concluding remarks on intermediary		<b><i>intermediary outcome 2</i></b> .....	29
outcome 1 achievement.....	15	COVID and learning events.....	29
<b><i>Intermediary outcome 2 (iOc2)</i></b> .....	16	<b><i>Activities related to intermediary outcome 3</i></b> .....	29
The big picture.....	16	Building collaborative partnerships.....	29
Attainment of outputs .....	16	Advocacy events .....	30
<b><i>Evidence for the outcome indicator:</i></b>		Interaction with policy makers.....	31
<b><i>difference made</i></b> .....	17	EU citizens engagement: the online petition .....	31
Concluding remarks on		Training of volunteer group leaders .....	32
intermediary outcome 2 achievements.....	18		
<b><i>Intermediary outcome 3 (iOc3)</i></b> .....	19		
The big picture.....	19		

<i>Problems and risks related to intermediary outcome 3</i> .....	32
COVID and face to face advocacy events.....	32
COVID and the online petition .....	33
<b><i>Cross cutting problems:</i></b>	
<b><i>Brexit and other challenges</i>.....</b>	<b>33</b>
<b><i>Cross cutting risks</i>.....</b>	<b>33</b>
<b>2.3 Sustainability.....</b>	<b>33</b>
Partnerships.....	34
Knowledge and skills gained .....	34
Training of Trainers.....	34
High quality materials and resources.....	34
Integrating into institutions and existing projects.....	35
<b>2.4 Updated project logframe.....</b>	<b>37</b>
<b>2.5 Mainstreaming cross-cutting issues .....</b>	<b>44</b>
<b>2.6 Monitoring and Evaluation .....</b>	<b>45</b>
<b>2.7 Lessons learned.....</b>	<b>45</b>
<b>2.8 Materials produced.....</b>	<b>46</b>
<b>2.9 List of contracts.....</b>	<b>48</b>
<b>3. Beneficiaries/affiliated entities and other Cooperation.....</b>	<b>48</b>
<b>3.1 Continuation of agreement.....</b>	<b>48</b>
<b>3.2 Relationships with state authorities .....</b>	<b>48</b>
<b>3.3 Relationships with other organisations.....</b>	<b>49</b>
<b>3.4 Links with other actions .....</b>	<b>50</b>
Leveraging previous EU supported actions .....	51
Cooperation with Contracting Authority.....	51
<b>4. Visibility.....</b>	<b>51</b>
<b>5. Location of records, accounting and supporting documents .....</b>	<b>52</b>
<b>6. Consent on audio-visual materials.....</b>	<b>52</b>

## Table of figures

<b>Figure 1:</b> Project main outcome and project impact .....	9
<b>Figure 2:</b> Europeans level of engagement.....	9
<b>Figure 3:</b> Europeans commitment to engage in development in the future.....	9
<b>Figure 4:</b> Media impressions categories .....	13
<b>Figure 5:</b> Europeans' awareness of project issues .....	14
<b>Figure 6:</b> Europeans awareness of SGDs .....	14
<b>Figure 7:</b> Comparison of online platforms attractiveness .....	15
<b>Figure 8:</b> Levels of engagement over 3 years .....	15
<b>Figure 9:</b> comparison of media engagement by country.....	15
<b>Figure 10:</b> Knowledge gained from learning events.....	17
<b>Figure 11:</b> Habitat EMEA policy documents .....	21
<b>Figure 12:</b> Learning events participants' categories .....	26
<b>Figure 13:</b> Learning events participants' age groups .....	26
<b>Figure 14:</b> Countries of policy makers reached .....	31
<b>Figure 15:</b> Partnerships and project sustainability.....	36

## List of tables

<b>Table 1:</b> BSG results components.....	11
<b>Table 2:</b> Summary of intermediary outcomes .....	12
<b>Table 3:</b> Intermediary outcome 1 indicators attainment .....	13
<b>Table 4:</b> Output indicators for intermediary outcome 2.....	16
<b>Table 5:</b> Output indicators for outputs under intermediary outcome 3.....	19
<b>Table 6:</b> Updated Project LogFrame.....	38
<b>Table 7:</b> Cross-cutting issues mainstreaming examples .....	44
<b>Table 8:</b> Consortium partners' addresses .....	52

# Acronyms

## Consortium partner abbreviations

Acronym	Full name / title
ADV	Alaturi De Voi Romania
DIT	Dublin Institute of Technology Ireland
EWB	Engineers Without Borders Ireland
FFA	Foundation for Africa, Hungary
HABITAT BG	Habitat for Humanity Bulgaria
HABITAT EMEA	Habitat for Humanity International EMEA
HABITAT GB	Habitat for Humanity Great Britain
HABITAT IE	Habitat for Humanity Ireland
HABITAT NI	Habitat for Humanity Northern Ireland
HABITAT PL	Habitat for Humanity Poland
HABITAT RO	Habitat for Humanity Romania
PDCS	Partners for Democratic Change Slovakia
PV	Pro Vobis Romania
SCCD	Slovak Center for Communication and Development

## Country abbreviations

Abbreviation	Full name
BG	Bulgaria
GB	Great Britain
IE	Ireland
NI	Northern Ireland
PL	Poland
RO	Romania
SK	Slovakia
UK	United Kingdom

## Other acronyms

Acronym / Abbreviation	Full name / title
ACP	African, Caribbean and Pacific Group of States
BUILD SOLID GROUND	Build Solid Ground
CEE	Central and Eastern Europe
DEAR	Development Education and Awareness Raising
EC	European Commission
EU	European Union
HABITATI	Habitat for Humanity International
NUA	New Urban Agenda
SDG(s)	Sustainable Development Goal(s)

## Other abbreviations

Acronym / Abbreviation	Full name / title
iOc	Intermediary outcome
Oc	Outcome
Op	Output
I (e.g. I1, I2, etc)	Indicator
M	Million
K	Thousand

# 1. Description

## 1.1. Name of Coordinator of the grant contract:

Nadacia Habitat for Humanity International

## 1.2. Name and title of the contact Person:

Danica Dubrava Viznerova  
(Consortium Project Manager)

## 1.3. Name of beneficiary(ies) and affiliated entity(ies) in the Action:

(1) ADV, (2) DIT, (3) EWB, (4) FFA, (5) HABITAT BG, (6) HABITAT EMEA, (7) HABITAT GB, (8) HABITAT IE, (9) HABITAT NI, (10) HABITAT PL, (11) HABITAT RO, (12) PDCS, (13) PV, (14) SCCD.

## 1.4. Title of the Action:

**Long title:** Solid Ground: building critical understanding and active engagement for Sustainable Development Goal SDG 11 and the New Urban Agenda (Habitat III), promoting global housing, land rights, resilient and sustainable cities.

**Short title:** Build Solid Ground (BUILD SOLID GROUND) project

## 1.5. Contract number:

CSO-LA/2017/388-027

## 1.6. Start date and end date of the Action:

26 October 2017 – 25 April 2021

## 1.7. Target country(ies) or region(s):

**Main target countries:** (1) BG, (2) HU, (3) IE, (4) PL, (5) RO, (6) SK, (7) UK.

**In addition,** specific activities are also implemented in other EU countries, and/or target citizens of other EU countries.

## 1.8. Final beneficiaries &/or target groups<sup>1</sup> (if different) (including numbers of women and men):

at least **1.2M EU citizens** (both men and women)

## 1.9. Country(ies) in which the activities take place (if different from 1.7):

N/A

---

<sup>1</sup> 'Target groups' are the groups/entities who will be directly positively affected by the project at the Project Purpose level, and 'final beneficiaries' are those who will benefit from the project in the long term at the level of the society or sector at large.

## 2. Assessment of implementation of Action activities

### 2.1 Executive summary of the Action

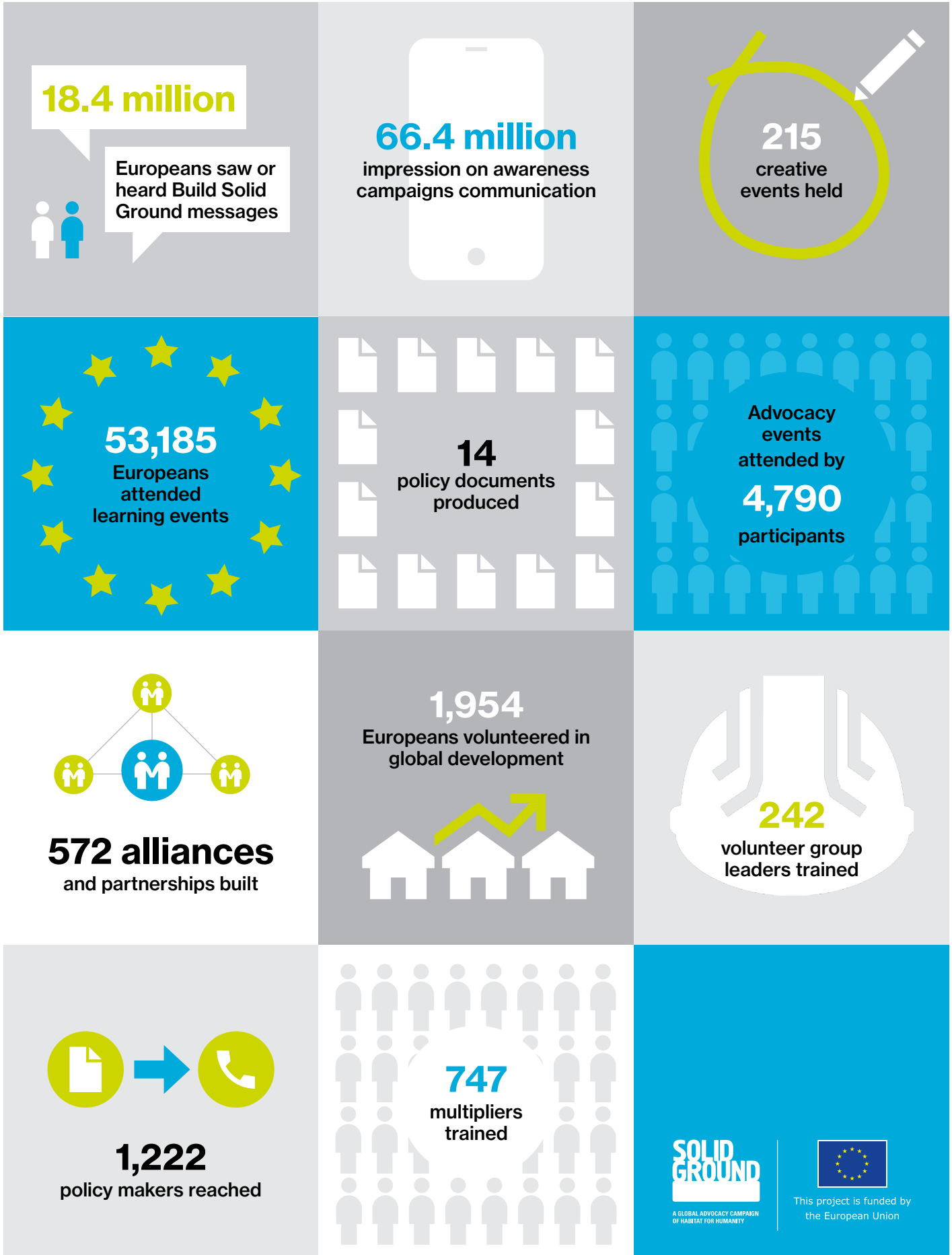
Fourteen consortium partners in 7 EU countries embarked on a journey through the Build Solid Ground (BSG) project (2017 to 2021) pursuing the main goal of facilitating an active engagement of Europeans in support of Sustainable Development Goals (SDGs). Focus was on goals pertaining to global housing, land, urban issues and SDG 11. This has been achieved through three objectives: 1) increasing Europeans' awareness on project themes through public awareness raising campaigns, 2) enhancing their critical understanding of project topics through formal and informal learning and 3) increasing their engagement in global development issues through the creation of engagement opportunities. The consortium achieved set outcomes with varying levels of success and learned lessons along the way. Some changes were made from the beginning of this journey. However, significant twists and curves such as BREXIT and COVID-19 forced partners to adapt as they came with new challenges and opportunities. While 2021 marks an official end to the EU supported part of the journey, the project's gains will continue beyond this point. Partners are branching out and following new and some old paths using the skills and knowledge they gained, leveraging partnerships they built, resources they produced and integrating activities into their programmes and those of partners.

At the end of this journey, the project has achieved the following:

1. Increased **awareness** of Europeans: 18.4 million Europeans have seen or heard messages on project themes. Creative events to raise awareness were attended by 704 305 Europeans. Total impressions on all communications (66.4 million) further reflect the level of their exposure to project messages. These achievements exceeded set targets.
2. Enhanced **critical understanding** of project themes: this was highly achieved as 1544 face-to-face and online learning events were conducted. These were attended by 53 815 Europeans, exceeding the set target of 52 000 participants. We had aimed for 50% of those tested to have improved in their

critical understanding of project themes and this was surpassed as 84% of participants scored higher in tests after attending the learning events.

3. Europeans' **engagement** in global development issues: significant results were achieved in advocacy such as the Housing Forums held by Habitat Romania in Romania in 2018 and 2019. At EU level, a Habitat EMEA policy paper has been cited in the almost final draft of the EU-ACP agreement. This paper is one of the 13 policy documents produced by Habitat EMEA. Partners built 572 alliances and 4790 participants attended advocacy events. Exceeding target, 1954 Europeans volunteered in global development. The online petition reached 1.5 million users and 150 000 people clicked on the advert. Not all those who viewed the petition opted to sign. Hence the target of 50 000 signatures was not met.



## The Build Solid Ground logic

The Build Solid Ground logic is captured in a logframe format. The underlying theory is that *if* European citizens have increased awareness *and if* they have enhanced critical understanding of global housing, land and cities issues *and if* they have access to opportunities for them to engage, acting on their newly acquired knowledge and motivation to act *then* Europeans will be actively engaged in support of SDGs.

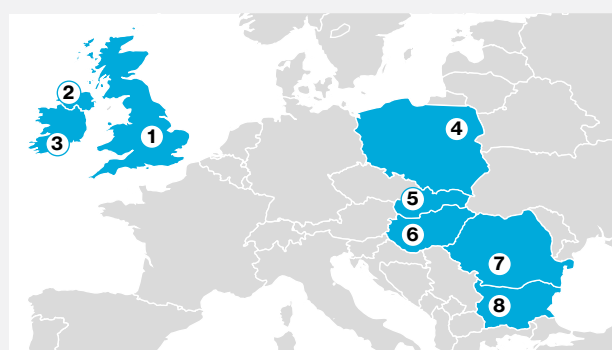
The logic is valid. Awareness alone could not lead to active engagement. Europeans needed a critical understanding of the issues and access to opportunities to engage. Indeed, at least 18 million people were exposed to messages on global housing, land, SDG11 and/or Habitat III NUA. This is not sufficient to change attitudes, increase their knowledge and inspire them to act. As such, learning events were conducted for sub-sets of the population (primary, high school and university students, teachers, youth leaders, volunteer leaders and some public officials). Learning events did result in a shift in knowledge and attitudes among the majority of participants as shown by pre and post-test results. The final evaluation found that generally, those who went beyond being aware and engaged tended to continue engaging as the 'committed core'. Opportunities to engage were created. Some took these opportunities and engaged in development issues (e.g., individuals who volunteered and shared their experiences, teachers and youth leaders teaching others on themes after being trained – producing the multiplier effect).

Throughout the project, we made 6 changes to the Logframe Matrix (the first 3 in the first year and the last 2 in the second and the third year):

1. The target for number of people participating in learning events was recalculated;
2. We added 11 extra indicators (10 at output and 1 at outcome level). These will allow for aggregating across DEAR projects;
3. A second source for means of verification was added to help us to better track whether or not progress was being made on the indicator measuring the effect of the awareness raising campaign;
4. Mid-term values (which were current to the second year) were added to reflect on progress against targets;

5. In the 3rd year, we recalculated the baseline value for i3 based on a scale that combined the knowledge times for the question rather than the individual questions and their average;
6. We also added sources and means of verification for all indicators that did not have this information.

These modifications and their rationale are discussed in more detail in section 2.4.



- ① Habitat for Humanity Great Britain
- ② Habitat for Humanity Northern Ireland
- ③ Habitat for Humanity Ireland  
Dublin Institute of Technology, Ireland  
Engineers Without Borders Ireland
- ④ Habitat for Humanity Poland
- ⑤ Nadacia Habitat for Humanity EMEA – Slovakia  
Partners for Democratic Change, Slovakia  
Slovak Centre for Communications and Development, Slovakia
- ⑥ Foundation for Africa, Hungary
- ⑦ Habitat for Humanity Romania  
Alaturi de Voi Foundation, Romania  
Pro Vobis National Resource  
Centre for Volunteerism, Romania
- ⑧ Habitat for Humanity Bulgaria

### Build Solid Ground consortium partners and project countries



## 2.2 Results and Activities

### A. RESULTS

#### Project impact and main outcome

The project's main goal is to facilitate Europeans' active engagement in support of SDGs. This goal contributes to the EU's DEAR program goal of fostering an effective engagement of EU citizens in support of global sustainable development, as shown below.

I2: % of targeted people committed to engage in development in the near future (e.g. volunteering, DEAR, advocacy, CSR).

#### Main project outcome

To facilitate an active engagement of Europeans in support of SDGs, particularly pertaining global housing, land and urban issues and commitments of SDG11 with enhanced understanding and capacity.

#### Project impact

To foster an effective engagement of European citizens in support of sustainable global development through improved awareness and development action.

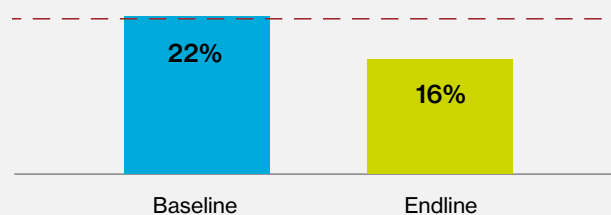
I1: Estimated increase in engagement of European citizens in support of global sustainable development in project countries.

*Figure 1: Project main outcome and project impact*

We measured impact and major outcome indicators at baseline (October 2018) and at endline (October 2020) as discussed in detail in our baseline and endline report that can be accessed [here](#). As shown by the figures 2 and 3 below, there was a drop in the estimated proportion of European citizens engaged in sustainable development in project countries. The number of Europeans in support of sustainable development after possible exposure to project activities did not increase significantly.

**There was no increase in % of Europeans engaged in support of global sustainable development in project countries.**

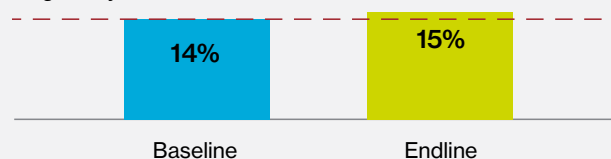
Target: beyond 22%



*Figure 2: Europeans' level of engagement*

**There was no significant increase in % of targeted people committed to engage in development in the future.**

Target: beyond 14%



*Figure 3: Europeans' commitment to engage in development in the future*


However, we are aware of the following:

1. We cannot reach a conclusion on project effects based only on the baseline-endline study data. For instance, at baseline, we had a much bigger sample size (1764) compared to the endline (878). There was a remarkable drop in Europeans participating in countries such as the United Kingdom, Northern Ireland and Poland.
2. At intermediate outcome level, there is evidence that the project has had positive effects on cohorts of participants who directly engaged with project activities in terms of awareness, knowledge and engagement. Anecdotal feedback by partners during the final evaluation confirmed that even though the campaign may 'not go viral' there is engagement and those that engage are likely to continue doing so. The commitment of Europeans who are already aware and involved has been strengthened.
3. Beyond the project, Europeans are likely to have more effective engagement in support of SDGs as a result of a combination of Build Solid Ground efforts and other interventions in their countries.
4. Build Solid Ground contribution to this engagement will continue e.g., as policy makers influenced by Habitat EMEA and deputies from the Romanian parliament influenced by ADV commit to the project message; and resources such as the "Where There Is No Engineer – Designing for Community Resilience" that have been imbedded into curriculum of 10 universities and institutes of technologies across the Republic of Ireland and Northern Ireland (a result of work done by EWB and DIT) are used.

## Intermediary outcomes

### Introductory notes

To achieve the main outcome and contribute to the project impact discussed above; the project had 3 intermediary outcomes. We expected these outcomes to result from 7 outputs. The outputs were meant to be produced from the implementation of 11 categories of activities. Below is the summary of Build Solid Ground 22 indicators used to track project results.



In table 1, we present the detailed project components and their indicators. Performance and achievement of the 3 intermediary outcomes and outputs is summarised in table 2. We then discuss each intermediary outcome and accompanying outputs and indicators.

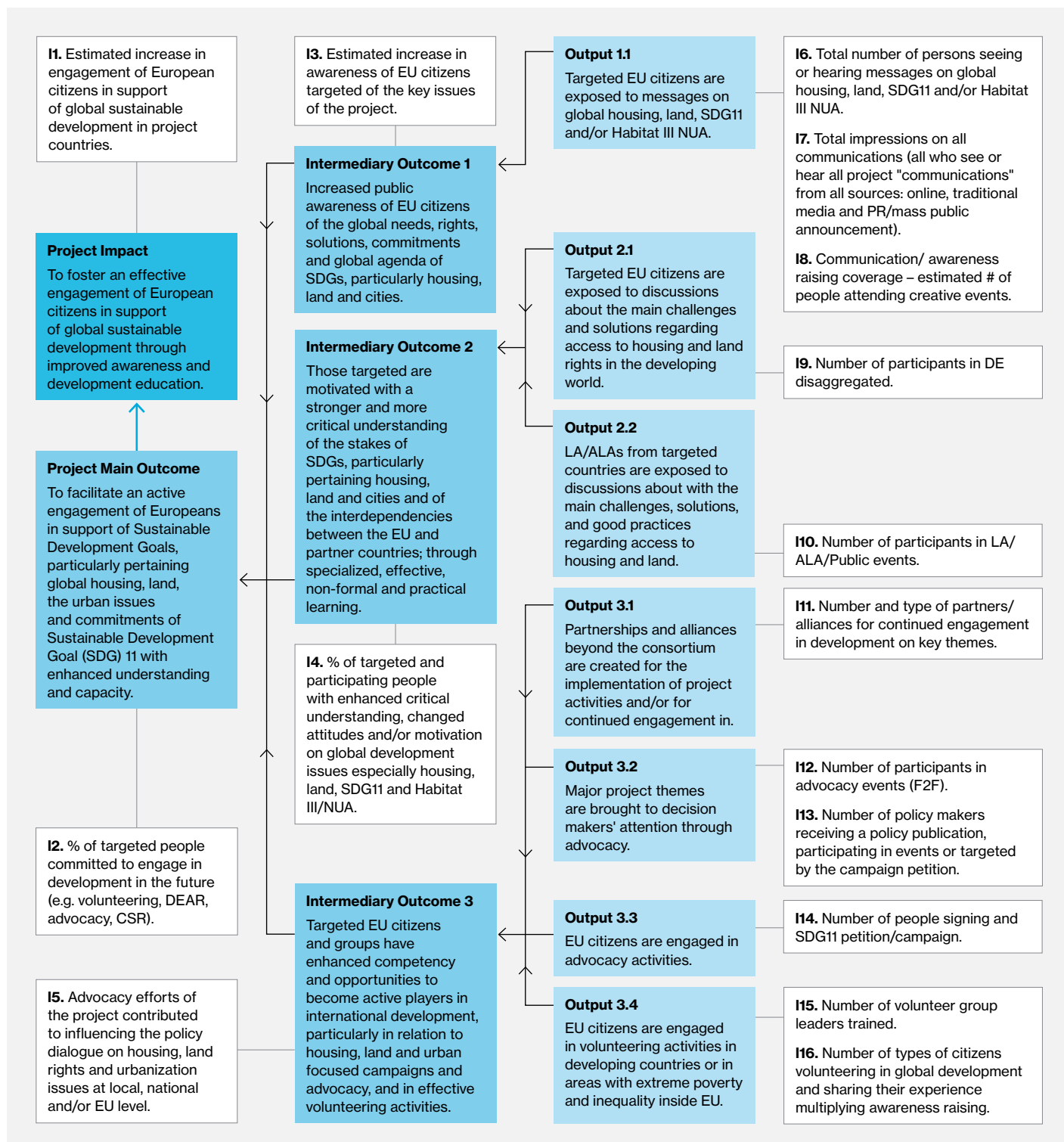


Table 1: BSG results components

Intermediary Outcomes		
Outcome	Indicators	Level of achievement
<b>iOC3</b>	Increased public awareness of EU citizens of the global needs, rights, solutions, commitments and global agenda of SDGs, particularly housing, land, and cities.	<p>Estimated increase in awareness of targeted EU citizens on the key issues of the project (Baseline = 53%)</p> <ul style="list-style-type: none"> <li>At baseline, 53% of Europeans were aware of project themes and this increased slightly to 54% at endline</li> <li>At baseline, 44% of Europeans were aware of SDGs and this increased to 51% at endline</li> </ul> <p><b>Achieved: to a high extent</b></p>
<b>iOC4</b>	Those targeted are motivated with a stronger and more critical understanding of the stakes of SDGs, particularly pertaining housing, land and cities and of the interdependencies between the EU and partner countries; through specialized, effective, non-formal and practical learning	<p>% of targeted and participating people with enhanced critical understanding, changed attitudes and/or motivation on global development issues especially housing, land, SDG11 and Habitat III / NUA (Target = 50% score higher at post-test compared to pretest)</p> <ul style="list-style-type: none"> <li>84% of participants at learning events scored higher at post-tests compared to pre-test</li> </ul> <p><b>Achieved: to a very high extent</b></p>
<b>iOC5</b>	Advocacy efforts of the project contributed to influencing the policy dialogue on housing, land rights and urbanization issues at local, national and/or EU level	<p>No numerical baseline and target; we rely on qualitative information and examples from consortium partners to assess outcomes of project's advocacy efforts.</p> <p><b>EU level</b></p> <ul style="list-style-type: none"> <li>DIT participation in International Standards Committee resulted in publication of Guidelines for Greywater Recycling by the European Standards Authority</li> <li>Habitat EMEA policy brief cited in the ACP agreement almost final draft</li> <li>Habitat EMEA produced 13 policy documents</li> <li>Habitat Bulgaria hosted the conference on sustainable urban development attended by key policy makers and experts</li> </ul> <p><b>National level</b></p> <ul style="list-style-type: none"> <li>DIT participation in the national standards committee resulted in publication of a National Annex for Rainwater Harvesting by the National Standards Authority of Ireland (NSAI)</li> <li>ADV produced policy paper on social housing debated at CSO, local government and national government levels</li> <li>ADV have secured the support of two Deputies from the Romanian parliament who have committed to bring improvements to the Romanian housing law, in the context of the 2030 Agenda.</li> </ul> <p><b>Achieved: to a very high extent</b></p>

Table 2: Summary of intermediary outcomes

## Intermediary outcome 1 (iOc1)

*“Increased public awareness of EU citizens of the global needs, rights, solutions, commitments and global agenda of SDGs, particularly housing, land, and cities”.*

### The big picture

Build Solid Ground has contributed to an increase in public awareness of EU citizens of global needs, rights, solutions, commitments and global agenda of SDGs. At intermediate outcome level, while we did not see a significant increase in awareness the proportion of those aware of project issues did not decline. On the other hand, there was a significant increase in awareness about SDGs. At output level, we exceeded all indicators and take this as a pointer in the direction of possible increase in awareness in the future. In this section we discuss these output indicators and their contribution to increased awareness.

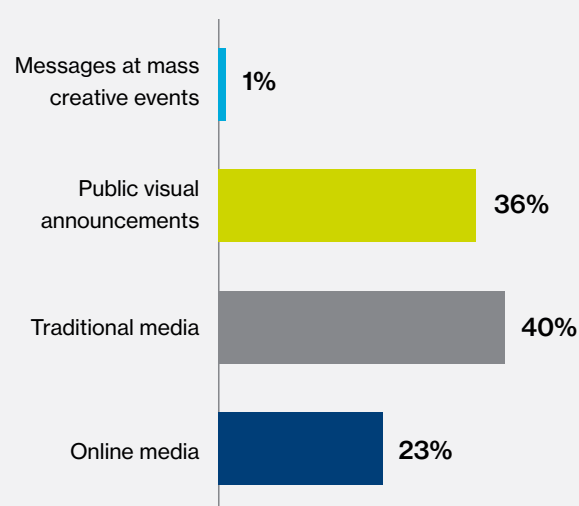
Intermediary Outcome 1				
Number	Output Indicators	Actual	Target	% achieved
i6	Total # of persons seeing or hearing messages on global housing, land, SDG11 and/or Habitat III NUA	18,450,279	1,200,000	1537%
i7	Total impressions on all communications (= all who see or hear all project “communications” from all sources: online, traditional media and PR/ mass public announcement)	66,410,471	8,400,000	773%
Additional 1	# of journalists engaged	141	85	166%
Additional 3	# of creative events where messages were promoted	215	198	109%
i8	Communication/aware-ness raising coverage – estimated # of people attending creative events	704,305	335,000	210%

*Table 3: Intermediary outcome 1 indicators attainment*

## Attainment of outputs

All targets for the output indicators were exceeded. At least 18.4 million EU citizens have seen or heard project messages – more than double those reached by the second year of the project. Partners engaged 141 journalists, ensuring that project messages found their way also into traditional media. There were 66.4 million impressions on all communications. Traditional media had the lion’s share – 40% of the 66.4 million impressions. At least 704,000 people attended creative events aimed at raising awareness. The highest number of people exposed to project messages were in Bulgaria (40%), followed by Slovakia (11%) and Hungary (7%).

### Traditional media accounted for the highest number of impressions on BSG communication.



*Figure 4: Media impressions categories*

## Linkages with other result areas

Partners leveraged their existing and new partnerships reported under intermediary outcome 3 to further the agenda of the public awareness campaigns. Habitat Romania, for example used their new partnership with non-governmental organisations working on housing and policy issues. While we have not tracked the ‘ripple-effect’, volunteers sharing their experiences also exposed Europeans to project issues.

### Evidence for the outcome indicator: difference made

We expected the increase in awareness to result from the output with the indicators discussed above. The indicators were direct results of public awareness campaigns. We measured increase in awareness in 2 ways:

1. A comparison of awareness levels among EU citizens before project activities (baseline October 2018) and after possible exposure to project activities (endline October 2020). We acknowledge the limitations of the baseline and endline study as the sole means of measuring increased awareness (e.g., smaller sample size at endline of 878 compared 1,674 at baseline);
2. An analysis of the degree to which project online channels attracted audience. The higher the traffic, the higher are the chances the awareness of target group is being raised.

### Baseline and endline study findings

According to the baseline and endline study, the increase in awareness among Europeans after they had been potentially exposed to project messages, was not significant. At endline 54% of people were aware of project issues compared to 53% who did at baseline.

**There was no big difference in awareness of project issues by EU citizens before and after project activities – there was no drop either.**

Target: beyond 53%

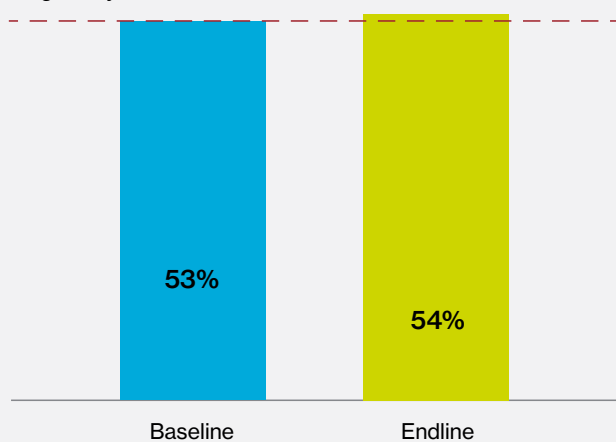


Figure 5: Europeans' awareness of project issues

On the other hand, there was a significant increase in the proportion of people who had heard about SDGs after possible exposure to project messages. At baseline, 44% of Europeans who participated in the survey had heard about SDGs. In comparison 51% had heard about them at endline as shown below. We do not attribute this to Build Solid Ground as there are various other interventions highlighting SDGs as well as the prevalence of the topic on public policy debates in EU.

**More EU citizens were aware of SDGs after project activities compared to before the project.**

Target: beyond 44%

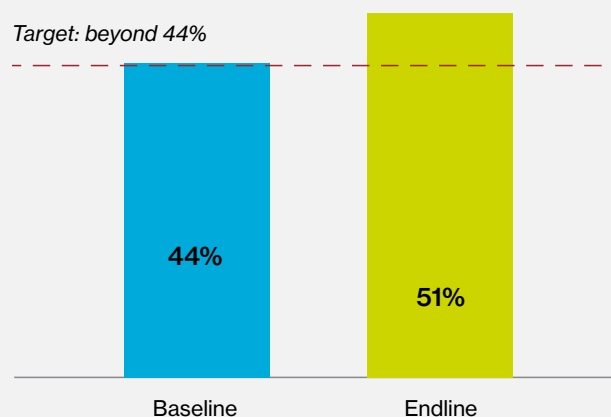


Figure 6: Europeans' awareness of SDGs

### Online campaign attractiveness to audience

To see how attractive the online campaign was to the targeted audience, we tracked the number of people who 'engaged' with posts shared by partners on social media. This refers to the number of people who: clicked on a post, liked it, shared it or commented on it. Facebook, Twitter and YouTube were the platforms used by partners. All partners, except DIT used Facebook to disseminate project messages. Almost half of the partners also used YouTube and Twitter. The highest number of posts were on Facebook (2,603), followed by Twitter (976) then YouTube (150).

However, YouTube generated the highest engagement of people as shown below. Project videos attracted more attention compared to other posts.

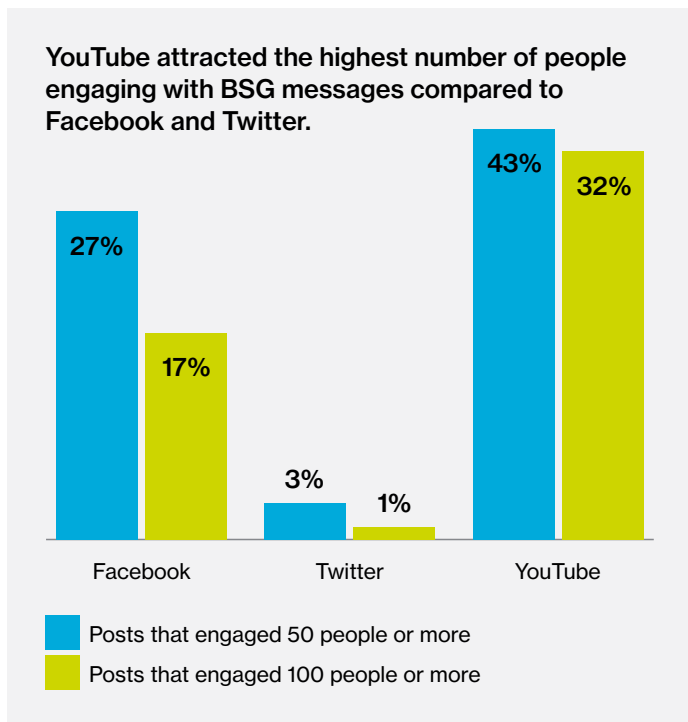


Figure 7: Comparison of online platforms attractiveness

When compared over the years, both Facebook and YouTube attracted the highest attention (100 people or more) in the second year – 18% and 54% respectively. The levels of engagement declined in year 3. YouTube had a notable decline in year 3.

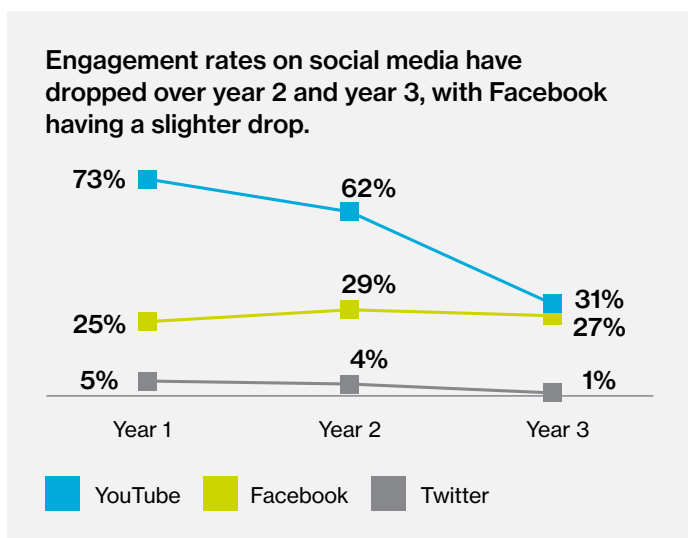


Figure 8: Levels of engagement over 3 years

A comparison of social media engagement across the consortium is shown in the figure below. Habitat Romania, followed by Habitat Great Britain still had the highest numbers of people engaging with the project messages on their social media pages. The two partners have higher numbers of followers on their institutional social media pages compared to other partners. Social media was used by both countries to recruit volunteers and also to showcase the experiences of volunteers.

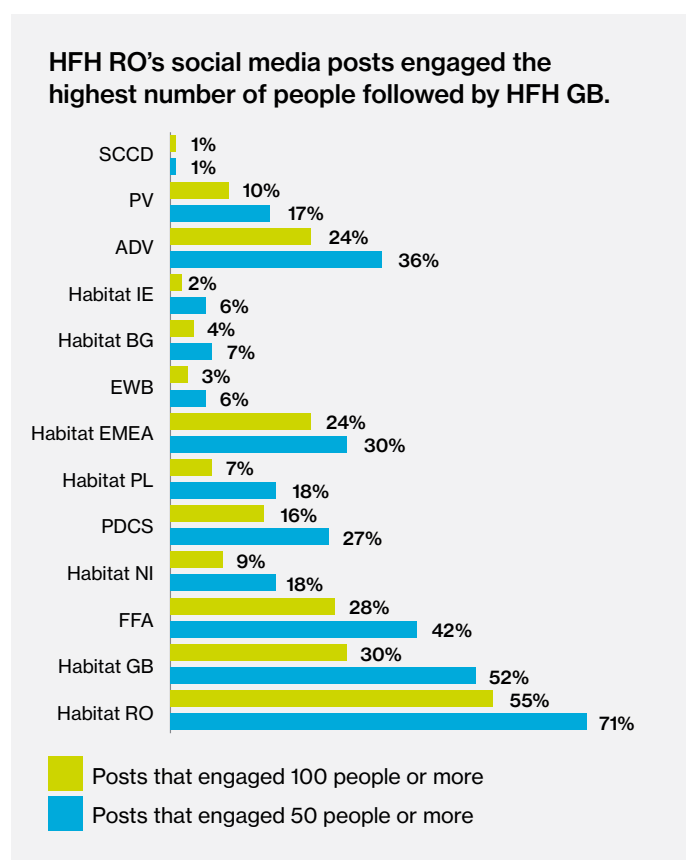


Figure 9: comparison of media engagement by country

**Concluding remarks on intermediary outcome 1 achievement**

The assumption that the mass campaign would rely on timing of message that would not compete with other messages of high public interest held true as was proven by the competition it had against COVID in the third year. Although there was a slight (statistically insignificant) increase from baseline to endline in terms of awareness, we see the intermediary outcome as having been achieved. We base this view on the following:

1. At output level, the number of impressions and that of people who saw or heard the project message, for example, show very high levels of exposure. Perhaps, given the project time frame, high levels of exposure will lead to growing awareness among Europeans, beyond the project;
2. Partners will continue to broadcast project messages and create opportunities for Europeans to understand project issues. As some partners said in the final evaluation report, there is an appetite among people to understand more about project issues;
3. We expect the multiplier effect to continue contributing to further exposure and in turn, awareness raising among Europeans. For instance, volunteers sharing their experiences, exposing Europeans to project issues and in that way, their awareness increasing over time;
4. It is likely that other factors in the context may lead to Europeans becoming more aware of project issues e.g., policy debates or directions. The way awareness on and understanding of climate change among global citizens increased over years gives us an example, if not hope, that such an increase and engagement on important issues is possible.

## Intermediary outcome 2 (iOc2)

*“Motivated with stronger and more critical understanding of the stakes of SDGs”.*

### The big picture

The majority of targeted Europeans who interacted with the project have a more critical understanding of the global agenda of the SDGs, in particular, those relating to housing, land rights and the urban issues. We achieved this through two ways. Targeted Europeans participated in formal and non-formal events where they engaged with key project themes. Secondly, local authorities and their associations were brought together to discuss and debate housing challenges and solutions in project countries. Indicators for the 2 outputs contributing to this intermediary outcome are presented in the table below.

Intermediary Outcome 2				
Number	Output Indicators	Actual	Target	% achieved
i9	# and type of activities and events (F2F, online) for enhanced critical understanding, capacity, changed attitudes and motivation	1544	1,000	154%
i10	# participants in DE disaggregated (gender, target group, age group, sector, nationality, role, learning event)	53,815	52,000	103%
Additional 4	# of LA /ALA/Public staff events and type (peer visits, conferences, learning)	42	50	84%
Additional 5	# of participants in LA/ALA/Public events (gender, geography, target group)	1670	575	290%

*Table 4: Output indicators for intermediary outcome 2*

### Attainment of outputs

Targets for indicators for the 2 outputs contributing to ‘increased critical understanding’ were exceeded, except for the number of LA/ALA/public staff events. Forty-two instead of 50 events were held. Due to COVID 19, partners were compelled to cancel some face-to-face events planned with local authorities. One such event was the offline conference Habitat EMEA had planned for local authorities in Slovakia for 2020. However, the target for number of people attending those events was exceeded – 1670 participants against a target of 575. Both indicators 9 and 10 were also exceeded. In total, 1544 learning events and activities were conducted (154% of the 1000 events). A higher number of people than targeted attended the learning events (53 815 people). The highest number of participants was in Romania (30% of the total number) followed by Poland, Ireland and Northern Ireland (21%, 14% and 13% respectively). Females were the majority accounting for 53% of the participants across learning events. Overall, 51047 people were trained in events that had a minimum duration of an hour.





*It all Starts at Home Photo Exhibition – Habitat EMEA*

### Linkages with other result areas

Partners also leveraged their alliances and new and existing partnerships for successful learning events. For instance, partnerships with schools and universities supported the transition to online platforms to counter COVID restrictions. Other activities under intermediary outcome 3 were also leveraged. For instance, 10 volunteers who are also teachers were taken through the education toolkit developed by Habitat EMEA. Habitat EMEA also facilitated workshops at their schools. Resources developed by Habitat Poland are published by a partner, CultureLab Foundation for teachers' continued access. Thirty agreements entered into with local authorities by Habitat Bulgaria were the platform for information days.

### Evidence for the outcome indicator: difference made

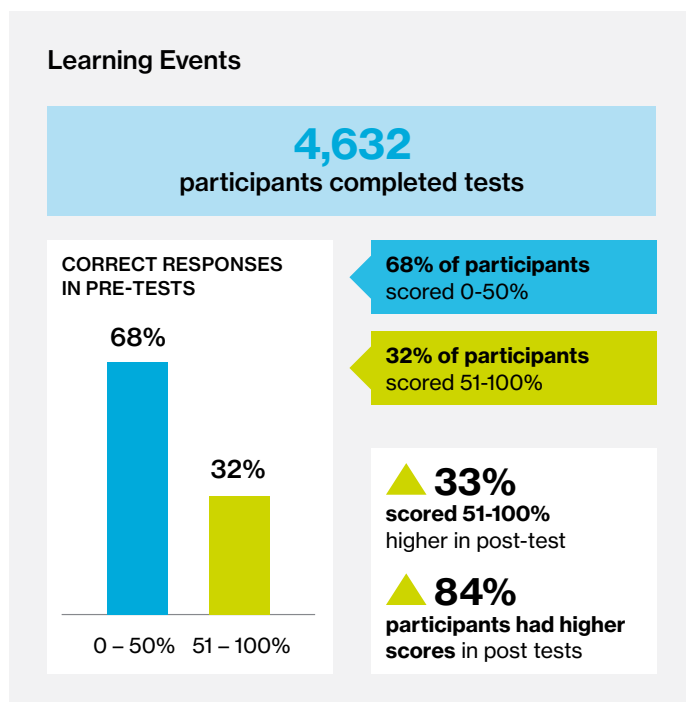
The majority of targeted citizens have increased knowledge about project issues after attending learning events. This conclusion is based on the analysis of pre and post-tests administered to 4632 participants by partners before and immediately after learning events. A detailed report on the pre and post-tests can be accessed [here](#). We had aimed for at least 50% of the tested participants to score higher on their post-tests compared to pre-tests. This target was surpassed as 84% of participants scored higher on the post-tests.

More European citizens had gained new knowledge about project issues from learning events.



*Figure 10: Knowledge gained from learning events*

We also looked at relevance of materials to participants. Quite a significant number of participants (68%) had correct answers for less than half of the questions before learning events. In addition, we measured knowledge increase by comparing percentage points at pre and post-test. Thirty-three percent of participants scored at least 51% percent higher at post-test. This could mean the materials were relevant and probably introduced participants to things they did not know or were not sure about before. The figure below is a snapshot of key findings from the pre and post-tests.



Feedback from teachers and pupils and students who participated in the final evaluation is very positive. Teachers said materials from the project had helped them to fill a gap. Students appreciated the interactive way in which learning events were delivered and engaging mediums such as card games and board games. The training of the trainer element was seen as having indeed resulted in the multiplier effect. Habitat Poland and SCCD reported they had seen positive effects when those they had trained went on to conduct workshops of their own, widening the reach. Habitat Poland reported how teachers they had trained had also shared materials with other teachers.

“The pupils and students were very active during these sessions, fact proven by the messages of appreciation received in the chat section, their involvement in the activities and online games developed, the interactive questions and answers at the end of the information sessions” ADV

Anecdotal feedback from partners during the final evaluation says that the project has indeed resulted in Europeans having increased knowledge. One of the Irish partners noted that people they engage with have a ‘real’ desire to understand more. The partner further said that there is a shift in people’s understanding and perspective on Build Solid Ground themes as they now talk about the partner’s work differently. Another partner shared that in Romania, the SDGs have become more popular as more people know about project issues. Apart from evidence from pre and post-test results, they have had direct feedback from people who have enhanced knowledge and understanding of project themes. Similar experiences have been reported in Central and Eastern Europe. According to the evaluation report:

Another [partner] in CEE talks in similar language of how its regular supporters are “more invested in global housing issues now and are actively promoting project messages”. Activists themselves refer to “feeling better able to communicate the richness of [‘their’ organisation’s] work to others now” and to being committed for the long term to the issues and the organisations with which they have connected.

### Concluding remarks on intermediary outcome 2 achievements

The indicator for this intermediary outcome was easier to measure and on a targeted audience, compared to that of iOc1. The activities under this outcome did lead to the attainment of the majority of output indicators. Learning events in particular, resulted in increased critical understanding as reflected by how participants scored on the pre and post-tests. Some partners, like DIT leveraged their existing partnerships with institutions to implement learning events. Hence, the assumption about partnerships and connections held true. We expect that more Europeans – especially targeted groups such as students – will have increased understanding as project materials are available to teachers and some have been imbedded in curriculum.

### Intermediary outcome 3 (iOc3)

*“Targeted EU citizens and groups have enhanced competency and opportunities to become active players in international development, particularly in relation to housing, land and urban focused’ campaigns and advocacy, and in effective volunteering activities”.*

#### The big picture

Build Solid Ground created opportunities for Europeans to get involved in international development, particularly in relation to housing, land and urban issues. This was the third specific objective that partners pursued through 4 outputs: a) partnerships and alliances created for beyond the project, b) major project themes brought to decision makers’ attention, c) EU citizens engaged in advocacy events and e) Europeans engaged in volunteering activities in areas with extreme poverty and inequality. Two out of the 7 indicators (i14 and Additional 6) were lagging behind. Of the two, indicator Additional 6 fell very slightly below target (by 2%).

Intermediary Outcome 3				
Number	Output Indicators	Actual	Target	% achieved
i11	number of partners/alliances for continued engagement in development on key themes	572	250	229%
Additional 6	number of advocacy events (face-to-face) (including la/ala events from R2 / a.2.4)	98	100	98%
i12	number of participants in advocacy events (face-to-face)(including la/ala events from R2 / a.2.4)	4790	4,500	106%
i13	number of policy makers receiving a policy publication, participating in events or targeted by the campaign petition	1222	300	407%
i14	number of people signing an SDG11 petition/campaign action	7663	50,000	15.3%
i15	number of volunteer group leaders trained	242	120	202%
i16	number and type of citizens volunteering in global development and sharing their experience multiplying awareness raising	1954	1,500	130%

*Table 5: Output indicators for outputs under intermediary outcome 3*

#### Attainment of outputs

Despite limitations imposed on face-to-face interactions by COVID-19, the project surpassed targets for number of alliances/partnerships engaged in, the number of participants attending advocacy events and that of policy makers who interacted with project messages. The project also exceeded targets for volunteer group leaders trained and number of citizens volunteering in global development. The project fell short of target for the number of face-to-face advocacy events because of restrictions on gatherings. In the end, 98 out of the targeted 100 events were held. A total of 1.5 million people were reached by the online petition. There were 150 000 clicks on the petition advert. However, for a number of reasons we discuss under the problems and risks section, not all of them decided to sign the petition. As a result, we achieved 15% of the targeted 50 000 signatures.

## Linkages with other result areas

Indicator 12 and Additional 6 included numbers from intermediary outcome 2. Under intermediary outcome 1, partners had planned to leverage mass public events to spread messages about the online petition. Those who visited the online petition were exposed to the project message. Some international experts who were engaged for knowledge sharing and capacity building under intermediary outcome 2 also attended or spoke at advocacy events.

### Evidence for the outcome indicator: difference made

Apart from producing policy papers, organizing advocacy conferences and meetings with various EU stakeholders in Brussels, one of our biggest advocacy successes at the EU level is that a literal citation from our policy paper is included in the (almost final) draft of the EU-ACP agreement (Habitat EMEA).

At national and EU levels, advocacy efforts have had effects at two levels. They have contributed to influencing policy dialogue on project issues. They have also laid the foundation for future engagement with policy makers and their interest in project issues. DIT's participation within national and international standards committees resulted in the publication of a National Annex for Rainwater Harvesting by the National Standards Authority of Ireland (NSAI) in 2020. Habitat EMEA advocacy work influenced the text of the final draft of the new OACPS-EU Partnership Agreement. The Parties acknowledge that adequate, safe and affordable housing has a transformative impact on vulnerable and marginalised communities. ADV have secured the support of two Deputies from the Romanian parliament who have committed to push for improvements to the Romanian housing law, in the context of the 2030 Agenda.

The president of the Republic of Bulgaria, Rumen Radev was the patron of the 2018 international conference hosted by Habitat Bulgaria. His address and the opening of the conference by the Deputy Minister of Regional Development and Public Works are reflective of in-roads Habitat Bulgaria has made with policy makers. Habitat Northern Ireland and Habitat Ireland have developed closer relationships with individual Members of Parliament.

One MP (Social Democratic and Labour Party) has spoken at one of the events. There might be a chasm between interest shown by policy makers and turning interest into policy change but this is a start. In Bulgaria, for instance, in September 2020, an announcement was made to parliament by the Minister of Regional Development and Public Works on the renewal of the public discussion of the country's National Housing Strategy. It has been under discussion since 2014.

## Policy papers

A total of 14 policy documents have been produced (13 by Habitat EMEA and 1 by ADV). They have been shared with policy makers via email or directly in meetings. ADV's policy paper was also debated by experts representing NGOs with a stake in social housing, local and national public institutions as political parties. Marking one of the advocacy achievements of the project, the paper was brought for debate before parliamentary committees.



*(Left) Public policy document: ADV*

*(Right) Policy paper: Habitat EMEA*

Out of the 13 documents produced by Habitat EMEA, 2 policy papers were commissioned by CONCORD. For these two, Habitat EMEA contributed paragraphs; one on adequate housing and the other on urbanisation and housing. Focus of policy products varied from recommendations e.g., for the Africa-EU part in the OACPS agreement to progress on SDG 11.1 and the policy discussion brief on 'Housing at the Center of Recovery after COVID'. Below is a snapshot of the 13 policy documents.

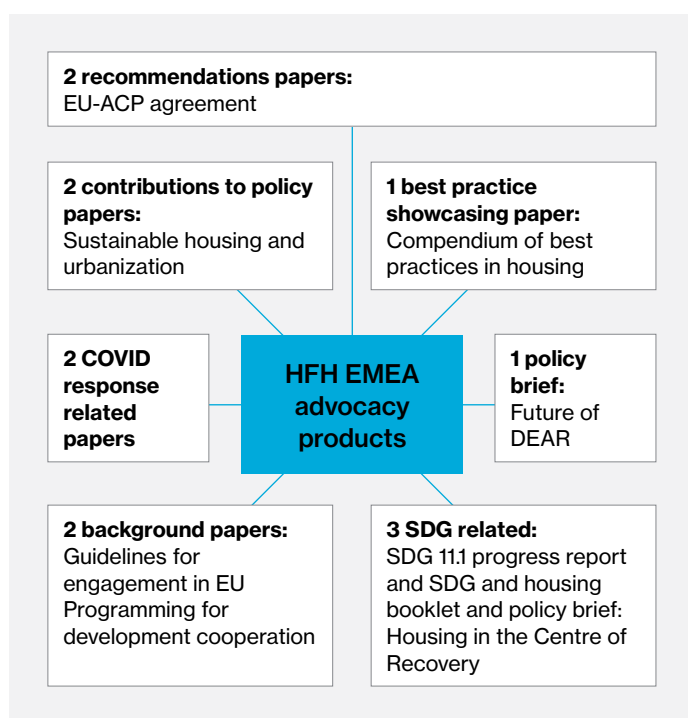


Figure 11: Habitat EMEA policy documents

### Concluding remarks on intermediary outcome 3 achievements

We presented many notable, positive examples supporting the conclusion that this intermediary outcome was achieved to a very high extent. These include the 14 policy documents, engagement with policy makers using various methods that brought project issues to the attention of policy makers. This has been both at the national and EU levels. While policy changes may not be imminent as a result of these efforts, it is an important starting point as influencing policy makers and policy is a long-term endeavour. Opportunities to engage were created through volunteering and the online petition and volunteer leaders were trained. The multiplier effect was also achieved through volunteers who shared their experiences to expose others to the project issues and influence others to get engaged.

## B. ACTIVITIES

### Introductory notes

In this section, we summarize the main activities under the 3 intermediate outcomes. We also discuss the problems and risks that partners encountered and their responses to the problems and risks. There are two categories of project activities and deliverables, level 1 and level 2. Level 1 has 11 activities attributed to the 3 intermediate outcomes as follows:

1. Intermediate outcome 1 = 3 activity categories;
2. Intermediate outcome 2 = 5 activity categories;
3. Intermediate outcome 3 = 3 activity categories.

Level 2 comprises sub-categories. These activities are sub-divisions from some of the activities under level 1. For this report we will focus on level 1 activities as level 2 activities were monitored at a lower level. Partner Logframe reports – [accessible here](#) – provide detailed information on the activities implemented by partners over the project life-span.

### Activities related to intermediary outcome 1

*“Increased public awareness of EU citizens of the global needs, rights, solutions, commitments and global agenda of SDGs, particularly housing, land, and cities”.*

To increase awareness Europeans, partners undertook 3 main categories of activities:

1. Extensive public communication campaigns;
2. Creative cultural and street events;
3. Production, translation and/or dissemination of materials and messaging for the consortiums’ communication outreach.

#### Extensive public communication campaign:

Europeans were reached through; a) the extensive online communications campaign, b) alliances that were built with journalists for coverage in traditional media and c) public visual announcements. In total **3,729** posts were created and distributed by partners on their social media platforms (Facebook, Twitter, Instagram, LinkedIn and YouTube). Alliances with journalists resulted in the publication of articles with a wide public reach.

For instance, in ‘Hospodarske noviny’ (prepared by Iveta Grznarova) in Slovakia. PDCS also used radio as a medium to reach the public in Slovakia. Broadcasts were made by the Slovak National Broadcast – Radio Slovakia International and Radio FM. Habitat Great Britain produced a cinema video advert telling the story of Syrian refugees (Amira’s story) that aired in cinemas nationwide from January to March 2019, exposing cinema goers to project issues.



*Habitat Romania interview on volunteer trip to Malawi*



*Article about sustainable cities in print media – Habitat EMEA*

**Creative and cultural street events:** Partners posted messages in public spaces and participated in known mass creative events. Photo exhibitions were one of the creative ways used to reach Europeans. Habitat EMEA ran the exhibition ‘It All Starts at Home’. The exhibition drew attention to female housing issues and it was displayed in several public places in Bratislava and had a physical installation at IKEA. Habitat NI adopted the exhibition and showcased it in Lisburn, while PV had the ‘Good Deeds, Little House’ at a Christmas market. Conferences, festivals, professional fairs were other platforms used by partners to spread the project messages. In 2018 and 2019, Habitat Poland held an exhibition at the Pol’and’Rock Festival. PV Romania leveraged the National Volunteer Week that was attended by 101 organisations and had 176 activities. Going out of the box, ADV performed 3 flash mobs that exposed 130,000 people in Romania to the project message. Similarly, PDCS staged theatre Bistro Afrika, a theatre play with discussion that gave youth a platform, to share their opinions and have their voices heard on racism, migration and feminism.



*Africa Days festival – FFA*




*Portable Shack installation – Habitat Northern Ireland*

**Production, translation and/or dissemination of materials and messages:** Except for DIT, all partners produced communication materials for the awareness campaign. These included animated videos, banners, brochures and exhibition photos. Numerous examples of materials can be found under Result 1 (a13) in partner logframe report.

### Problems and risks related to activities under intermediary outcome 1

The project faced challenges such as COVID-19, staff turn-over and effects of BREXIT. Across partners, COVID was at the heart of most challenges in the third year of the project. It resulted in the cancellation, postponement and reconfiguring of some activities. Inevitably, because of the nature of COVID restrictions that completely stopped or crippled in-person contact and public gatherings – Build Solid Ground was affected across all 3 result areas. However, these challenges birthed innovations as partners came up with solutions, mostly virtual.



*Home Sapiens Podcast - Habitat EMEA*

### COVID and awareness raising events

Indeed, we exceeded targets for outputs related to awareness raising (iOC1) but more people could have attended creative events, had they been held. In Poland, mass events such as 'the Construction Fair' 'Pol and Rock' and youth career fairs were cancelled or postponed denying Habitat Poland the platform to raise the public's awareness. Habitat EMEA had planned to have the '*It All Starts at Home*' exhibition at various venues in three cities in Slovakia. In the end, only one exhibition was staged while others were postponed and eventually cancelled. In Poland, Habitat Poland could not place advertisements on public transport as they had planned.

A hybrid approach was the solution used by FFA after mass events were cancelled. Partners also adapted by taking events online. Beyond Facebook, twitter and YouTube, partners explored other virtual platforms. Habitat EMEA produced a podcast, '*Home Sapiens*' where international experts are interviewed on project topics. It has been listened to by 303 people so far. Responding to the COVID 19 pandemic, partners adapted their plans and took more of their planned activities online. Using the power of art to convey project messages online, Habitat Bulgaria commissioned '*Portraits of Hope*'. Shifting from the physical space, online festivals, known as '*Africa Days*' were held by PDCS. Realising the gap left by absence of mass events, partners strengthened their online campaigns. FFA for instance consulted an expert team. They also worked on building a branded and more regular online presence for the Build Solid Ground campaign.

*Portraits of Hope: Commissioned by Habitat Bulgaria*



Albena Tsoneva



Sevda Semer



Sevda Semer



Denitsa Boyadzhieva



Mila Lozanova



Mihaela Karadzova



Denitsa Boyadzhieva



Ilian Iliev



Daniela Yankova



Sevda Semer



Denitsa Boyadzhieva



Borislava Karadzova




*Portraits of Hope: Commissioned by Habitat Bulgaria*



*Rozalina Burkova*



*Teodor Georgiev*



*Elitsa Sarbinova*



*Borislava Karadzova*



*Mihaela Karadzova*



*Desi Baeva*



*Borislava Karadzova*



*Albena Tsoneva*

**Activities related to intermediary outcome 2**

*“Stronger and more critical understanding of the stakes of SDGs, particularly pertaining housing, land and cities”.*

Under this intermediary outcome, partners implemented these 5 categories of activities:

1. Non-formal learning events and interactive activities;
2. Target-specific events, panels and debates for learning, critical thinking and attitude change;
3. Interactions with international/migrant experts for knowledge exchange and capacity building;
4. LA/ALA and public staff events, capacity building and mutual exchange;
5. Produce and or translate materials for face-to-face target specific learning.

**Non-formal learning events and interactive activities**

Thirteen partners had learning events. These events were attended by target groups such as pupils and students from primary schools to universities, teachers and trainers and youth clubs. As shown below, pupils and students from primary and secondary schools and universities were the majority of participants.

The majority of participants at learning events were pupils and students from primary and high schools and universities.

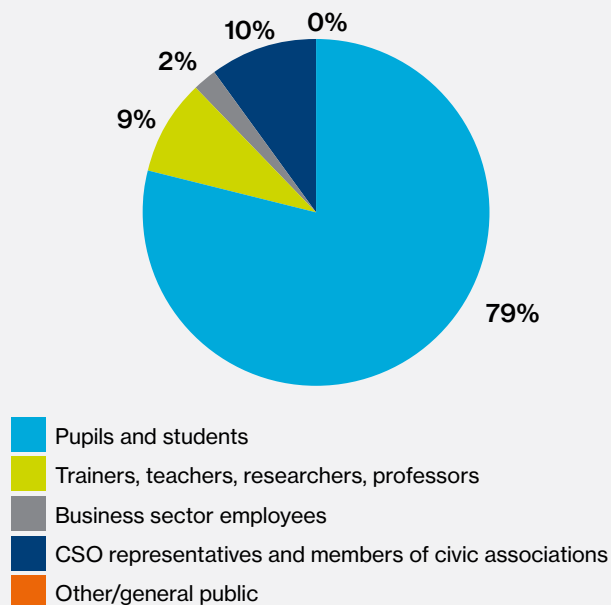


Figure 12: Learning events participants' categories

Most of the participants at learning events were below the age on 15 and between 15 and 24 years old.

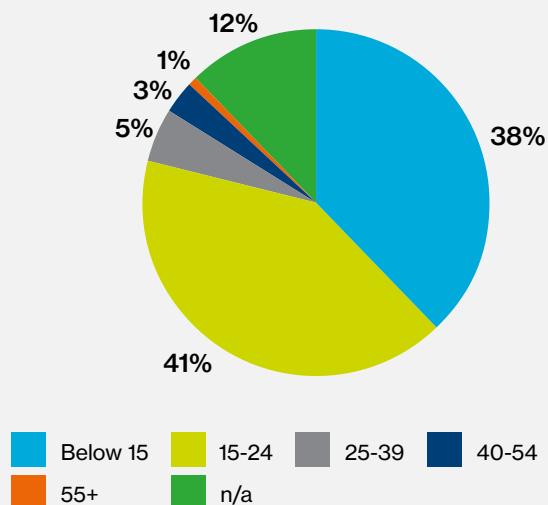


Figure 13: Learning events participants' age groups

## Schools

Partners targeted pupils and students in primary and high schools. Habitat Poland worked with a partner, CultureLab and developed playful materials for pupils between 5 and 7 years in their 'Safe Houses, Friendly Cities' educational programme. FFA conducted training in 20 schools using their life-sized board game. In Northern Ireland, Habitat Northern Ireland ran the Changemakers programme for 16–18-year-olds. As a result of its engaging format, it had such a high demand that students had to be interviewed to be part of the programme. Working with young artists, SCCD developed an educational game which they presented to 480 students at 14 schools across Slovakia in 2019 using theatre play as a medium. Habitat EMEA facilitated workshops for 536 participants in 10 cities in Denmark, France, Italy, Norway and Luxembourg.



Learning event - SCCD




Learning event - PDCS

## Training of the Trainers

In total, 747 multipliers had been trained. Habitat Poland trained 170 teachers as part of their 'Safe Houses, Friendly Cities' programme. Teachers and youth workers were trained by PDCS on methodology of 'living libraries' and using theatre plays to ignite discussion. In Romania, the 'Home Sweet Home' card game and the 'Sustainable City' developed by PV come with a manual for the educator/facilitator. Project messages were also incorporated into the 'team leader' training workshops by Habitat Northern Ireland. In Slovakia, SCCD trained 67 teachers in 2019 and 2020 on the online educational materials they have developed to support the latter to effectively talk about housing with their students. Habitat EMEA trained 10 teachers from around Europe who were part of the volunteering trip to Jordan on the education tool kit.

## Universities

Learning events were conducted in universities by 11 partners. Events took the form of online and blended courses, conferences, summits, workshops and presentations. Materials were either developed from scratch or partners leveraged existing materials. An example of the latter, DIT and EWB consolidated the 'Where there is no engineer' teaching module and competition. They took the module online in the final year and it drew 600 participants. FFA facilitated presentations for students at the University of Debrecen and Eötvös Loránd University. These were face to face events that were moved to online platforms in 2020. PDCS took a blended approach of conferences, summits and online education for university students. One of their offerings was a blended two-phased course on housing and SDG11 facilitated by 4 lecturers in October 2018.



Learning event - DIT



Learning event EWB

### Target specific events

CSOs representatives accounted for the third highest number of people exposed to learning events – 10% (after pupils and students). They were followed by teachers and researchers (9%) and business sector employees. PDCS developed the ‘Open Up for Dialogue’, an 8 months educational programme targeting young leaders. They also facilitated the theatre play ‘Bistro Afrika’ online for NGOs and members of the public. Habitat EMEA translated the online ‘Expedition Game’, (developed by Habitat Netherlands) into English. They also developed a completely new online game, ‘Around the World with Habitat for Humanity’ and it generated notable traffic as 9000 people clicked on the game advertisement. PV developed the ‘Housing Event Kit’ and trained CSOs on how to use this kit to organise and run online events.



Around the World with Habitat for Humanity Online Expedition Game

### LA/ALA public staff events

Across the project, the highest number of participants in these were from Bulgaria – 81% of the 1670 participants. Participants were mostly municipality employees (46%). Mayors (6%) and heads of municipality departments (7%) also attended. Out of the 42 events held, 31 were information days followed by national forums/conferences (8) and 3 international forums/conferences. As the highest contributor to the number of events held, Habitat Bulgaria had 30 events, attended by 1343 people. In 2019, they hosted an international conference under the banner ‘Housing and Land Rights at the Center of Development in the African, Caribbean and Pacific States’. Habitat Romania and government representatives from Africa were able to make the case for housing as a core pillar of development strategies in the Global South as well as present examples of good practices and innovations.

### Engagement of international experts

A total of 108 international experts were engaged by 9 partners. For example, Habitat EMEA engaged 21 international experts, most of whom have direct experience in housing and land rights issues in Africa. Experts participated in awareness raising events as speakers. They also facilitated workshops at advocacy events such as the DIT ARC2018/19/20 conference and the Habitat Romania 2018 and 2019 housing forums. Further blurring the line between intermediate outcomes, they spoke at online advocacy events like the Habitat EMEA advocacy webinar series. International experts also participated in exchange programmes (PDCS) and contributed to development of materials. Maia Thomas, an expert, for instance contributed to the Nature Based Solutions Toolkit in collaboration with DIT and EWB. Experts also facilitated webinars on behalf of partners, e.g., 11 EWB webinars.

Habitat Great Britain engaged 6 experts through interviews. These did not just end in interviews but led to the production of 3 animations one of them being: “Learning from Haiti: how to better respond to disasters”. Eight experts were engaged by Habitat Northern Ireland. Kelvin Kalonga was interviewed on Downtown Radio by David Gordon and met with Mayor of Lisburn and Castlereagh City Council. In 2018, Habitat Poland engaged 3 experts who gave presentations on global housing and had workshops with secondary school students.



*International expert, Kelvin Kalonga with Mayor of Lisburn and Castlereagh City Council*

### Learning materials

In addition to materials such as power point presentations and hand-outs, some partners went a step further to develop more comprehensive learning tools that will go beyond this point in the project. These include online courses (e.g., by SCCD and Habitat EMEA), textbooks (e.g., by Habitat Poland, DIT and EWB) and an audio book (PDCS). A list of these materials and links is shared in section 2.8.

### Problems and risks related to intermediary outcome 2

#### COVID and learning events

For ADV, the beginning of 2020 was a very important time as they launched the education and awareness campaigns and the “Housing for Africa” National Campaign. As such, COVID’s timing could not have been any worse. ADV postponed the mini-grant competition launch and training workshops. PDCS and Habitat EMEA were also affected by the cancellation of learning events in schools. DIT revised their planned local authority exhibition. In response to these challenges, partners moved learning to online platforms. DIT partnered with the Environmental Sciences Association of Ireland (ESAI) and moved exhibitions online. ADV procured a performant electronic system to better support the online platform as they realised, they would be moving more of their activities online. Habitat EMEA developed the online course ‘World Urbanization and Sustainable Development’, attended by 101 participants.

The situation asked for radical change in approach, so we did it. We found new ways to deliver our activities differently, maybe sometimes even more effectively via online tools (PDCS).

The shift to online platforms depended also on the readiness of schools and institutions. Changing the mode of delivery from face to face also affected the delivery of some materials. As Habitat Poland found in the last edition of their Academy of Trainers, it was impossible to do some exercises online. In addition, as Habitat Ireland found, extended periods of lock-down resulted in ‘Zoom Fatigue’ that manifested in lower attendance online.

### Activities related to intermediary outcome 3

*“EU citizens and groups have enhanced competency and opportunities to become active players in international development, particularly in relation to housing, land and urban focused campaigns and advocacy and in effective volunteering activities”.*

Three main categories of events were implemented under this intermediary outcome. These are:

1. Building collaborative partnerships with and support for initiatives of other organisations;
2. Managing a European action campaign and carrying out advocacy;
3. Support to groups to enable volunteering in development.

#### Building collaborative partnerships

Overall, **572 partnerships** were engaged in. Partnerships were forged mostly with formal education institutions (51%), followed by NGOs/CSOs (20%). The majority (86%) are at national level and fewer (10%) at EU level. Alliances and partnerships are critical to the project. ADV established partnership with civil society and the public sector, through their advocacy activities. They signed new partnership agreements with education institutions to continue activities in the 2020-2021 academic calendar.

Through their existing networks, DIT developed 39 new partnerships with professional organisations and education institutions. Habitat Bulgaria signed partnership

contracts with 30 Bulgarian local authorities following the establishment of the partnership network. Habitat Romania built partnerships with other 'like-minded' NGOs that want to raise awareness about housing issues in Romania and globally.

The more partnerships we create, the more our voice is heard and our opinion is respected. It is important to keep these partnerships alive in order to continue to grow together (Habitat BG).

### Advocacy events

Public officials accounted for 31% of the 4575 people who participated in advocacy events. Events included information and awareness events, consultations with CSOs, participation at national and international conferences and in 2020, virtual webinars. Conferences not only drew decision makers and experts; they also attracted the media. Habitat EMEA organised advocacy conferences and had meetings with various EU stakeholders in Brussels. For Habitat Bulgaria, the international conference they hosted in 2018 was the most significant advocacy event for the project. The conference was attended by 136 participants. Habitat Romania hosted the annual international conference 'Housing Forum – Talks that Build' in 2018 and 2019 with a combined attendance of 183 people. Habitat Romania and EMEA also organized an international conference about the new OACPS-EU Partnership Agreement in Bucharest in partnership with the MFA of Romania. Under the Romanian Presidency of the Council of the European Union EMEA was invited to the ACP working party of the Council to give a 90-minute workshop about the relevance of housing in development.



*Habitat Bulgaria advocacy event*

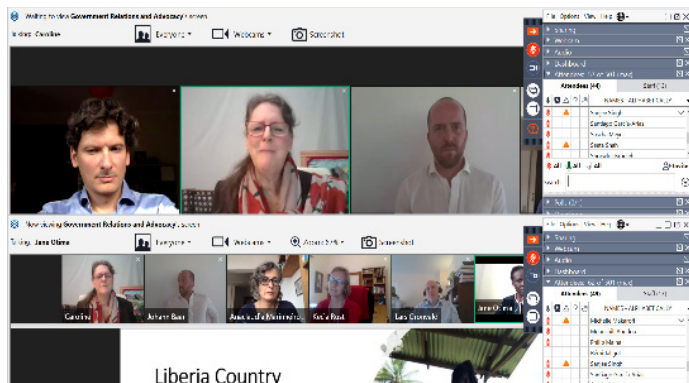


*Habitat EMEA Lab Debate discussion on women's land rights during Europe Development Days 2018*

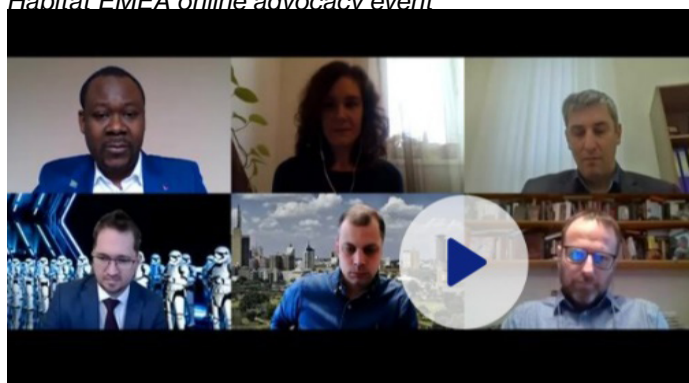
**Online advocacy events:** Responding to COVID 19 restrictions, partners organised or attended online advocacy events in 2020. For instance, ADV attended or organised 23 online debates around public policy for social housing in Romania. Habitat EMEA has also organised the online advocacy webinar series 'Build Solid Ground for the Africa-EU partnership'. The audience included EU policy makers (European Commission, European Parliament, Member states, EUDs in Africa), African policy makers, UN stakeholders, other NGOs, academia, think tanks, Habitat network. FFA used their online workshop to launch a publication on the project. It was also a platform for government departments to make presentations and start the conversation about possible future cooperation. Online platforms were also used by Habitat Romania to facilitate consultation on youth and housing and social housing policies within the National Council for Youth.



*Habitat Romania advocacy event*



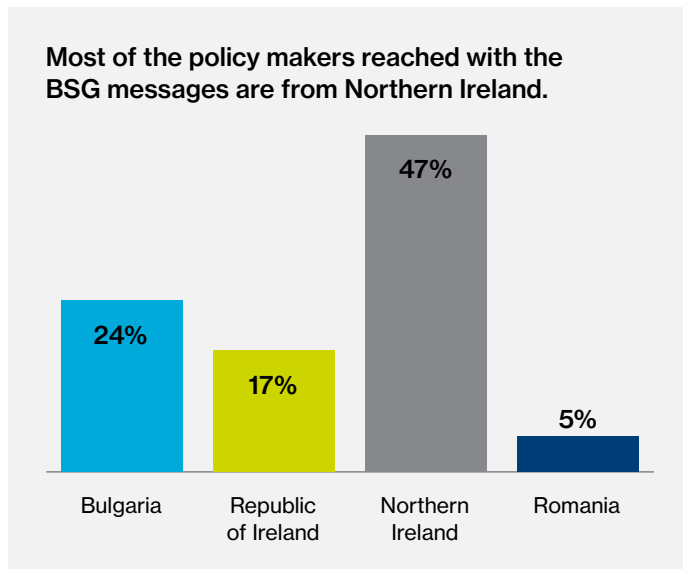
*Habitat EMEA online advocacy event*



*FFA online advocacy event*

### Interaction with policy makers

Partners used different ways to reach policy makers. Habitat Ireland and Habitat Northern Ireland sent them letters and enclosed the SDG booklet. They also shared the petition message. As a result, they reached 209 and 563 policy makers respectively. All 30 policy makers reached by Habitat Romania attended their advocacy events. Habitat Bulgaria used multiple ways. Out of the 298 policy makers they reached, 208 were targeted by the campaign petition, they received publications and were also participants in advocacy events. Habitat EMEA has used emails as well as meetings in Brussels and in Bratislava and online webinars to engage with policy makers. All 4 policy makers reached by ADV were targeted with the campaign petition, they received the policy paper and participated in advocacy events. FFA reached 2 policy makers. One of them participated in the webinar.



*Figure 14: Countries of policy makers reached*

### EU citizens engagement: the online petition

The ‘Change the Count’ online petition was launched in 2020 to directly engage Europeans in advocacy. While we did not reach the targeted signatures, we do not disregard the wins of the petition. For instance, partners expressed their appreciation for the materials produced in support of the petition. The petition generated a lot of traffic on the change.org page. In its 4 months duration, it had at least 2.9 million impressions, 691,000 video views and 154 000 clicks to the petition website. The petition report is available [here](#). A number of factors negatively affected the conversion from clicks to signatures. The first one, which we suspect to have been the most discouraging is the number of steps that were involved for a person to sign the petition. These are related to GDPR rules. Secondly, the ban by Facebook on ads considered remotely political disadvantaged the petition. It was not easy for the petition to compete for attention with the COVID 19 outbreak. COVID 19 also resulted in partners cancelling mass events that could have been used to promote the petition. Also, with BREXIT, we lost the opportunity to promote the petition in the United Kingdom by consortium partners HFH Northern Ireland and HFH GB.



### Training of volunteer group leaders

Across the project, 242 volunteer group leaders were trained. Habitat Ireland and Habitat Northern Ireland trained the majority of volunteer group leaders (41% and 51% respectively). Countries in Africa were the most frequent countries of destination by volunteers (737 volunteers) followed by countries in the EU (676 volunteers). Volunteers also went to countries in Asia (308 volunteers) and non-EU countries in Europe (49 volunteers). The majority of volunteers were female.



*Volunteering trip Habitat Romania*

**Facilitating multiplication of DEAR, advocacy and development activities:** Volunteers shared their experiences using mediums such as social media, blogs and short films. For instance, two participants in the November-December 2020 trip to DRC with FFA live streamed a conversation about Pakadjuma, a slum area in Kinshasa, touching issues and possible solutions, especially with the realities brought by COVID 19. Individuals volunteering under Habitat EMEA took to Facebook and Instagram to share their experiences. Short stories were also published on a school website.



*Volunteering trip FFA*

A short film was produced by volunteers under Habitat EMEA. Following their trip to Malawi, three Habitat Romania volunteers were interviewed on a 45-minute-long TV programme aired on Euro TV Bacau. Habitat's annual 'Advent Reflections' was used by volunteers under Habitat Ireland and Habitat Northern Ireland to share their experiences, e.g., through blogs. Engineering students who participated in house-builds in Zambia with EWB went on to give talks at the EWB Event Stand at Electric Picnic 2019, sharing their experiences with general members of the public and Global Green members.



*Volunteering trip Habitat Great Britain*

## Problems and risks related to intermediary outcome 3

### COVID and face to face advocacy events

Partners were not able to attend or host some advocacy events. One example is the European Development Days that Habitat EMEA had planned to attend. Volunteering trips were cancelled. Habitat Great Britain for example,



cancelled 23 volunteer trips. The partner had developed specific project content that was meant to promote their international volunteering programme. Habitat Romania was also compelled to cancel the planned volunteering trips to Malawi and Habitat Ireland could not send any volunteer teams between March 2020 and January 2021. Habitat Northern Ireland could send only one volunteer team. In response to the crisis' effects on volunteering, PV developed the online version of their Housing Event Kit. After cancelling the trips, Habitat Great Britain has kept contact with volunteers to keep them abreast of any developments. Habitat Northern Ireland and Habitat Ireland have done the same, with some potential volunteers committing to trips in 2022. Habitat Poland engaged volunteers to tell online tales reading for children. The Habitat EMEA Expedition Game (already discussed) was also meant to be an alternative to volunteer engagement to offset the impact of COVID.

### COVID and the online petition

The online petition was affected by COVID in two ways. By its sheer magnitude and global spread, COVID demanded a lot of attention from Europeans. It was tough to compete for this attention. The campaign was delayed by about 3 months. Partners had aimed to advertise the petition at mass public events. As these fell away, so did the opportunity to promote the petition among the public. In response to these challenges, Habitat EMEA rephrased the petition text and put emphasis on the importance of housing during a pandemic. They also appointed a contractor (Druzina) to support the campaign.

### Cross cutting problems: Brexit and other challenges

The UK's withdrawal from the European Union was another hurdle in the journey. It was noted as the leading challenge for Habitat Great Britain as it affected progress on the EU petition campaign. Although they continued to promote the petition, they were aware the uptake would be very low in the UK. At the same time, other factors such as the social media ban on adverts remotely political – already discussed, did not help the situation across the consortium. At the coordination level, one challenge was the exit of project staff from the Habitat EMEA team, in particular the Project Manager and the MEAL Specialist. In response, Habitat EMEA appointed experienced team members to fill in these positions who had some interaction with the project before – albeit limited. The

new Project Manager, in particular has prior experience of DEAR projects. Other internal arrangements also ensured the coordinating team functioned well, such as the monthly Build Solid Ground-EMEA working group meetings and regular consortium meetings. Habitat Poland also had to replace key project staff. Habitat Northern Ireland and Habitat Ireland faced the challenge of implementing the project during an organizational transition and loss of staff.

### Cross cutting risks

The challenges posed by COVID have been discussed under each outcome. Across the consortium, the pandemic posed a financial risk: financial loss and loss of funding. At organisational level, the pandemic negatively affected fundraising. Habitat Great Britain experienced a down-turn in their fundraising resulting from the pause on volunteering. In addition, other supporters drew back their potential funding support as they assessed the pandemic's impact. Cancelled volunteers' trips had financial implications. Financial loss was also experienced where trips had been planned and travel and accommodation had been paid for in advance. For instance, DIT could not get refunds for flights and accommodation for the ARCC2020 that had been planned for Barcelona.

## 2.3 Sustainability

As the support from the EU comes to an end, the Build Solid Ground journey does not come to an abrupt end. New paths will branch off and some old ones re-walked to sustain the gains of the project. We highlight some of the ways in which this will happen:

1. Embedding into institutions and integrating into existing projects
2. Knowledge and skills gained by project members
3. The Training of Trainers component
4. High quality and relevant resources produced: materials, toolkits and manuals
5. Partnerships built and leveraged

These elements are connected with funding and partnerships as key. For instance, partners will leverage partnerships to fundraise and to continue some activities and for continued use of resources developed. At the same time, partners need funding to integrate some

activities into their existing projects. This is supported by reflections from partners shown in figure. Some activities, however, may not require additional funding for instance online materials imbedded in schools and universities.

### Partnerships

Partnerships that were built through the project will enable partners to continue some of the activities. They are also key for project activities to be embedded into other programmes (e.g., DIT and EWB could embed the 'Where There is no Engineer' module into curriculum of 10 universities because of their partnerships). The ripple effect expected from multipliers also relies to a large extent on partnership. For example, Habitat Poland's partner, CultureLab Foundation trained educators and will publish 'Safe House, Friendly Cities' on their website for educators to access the programme and other resources. ADV's partnership with 7 students associations who won the mini-grant competition will enable them to continue their awareness raising activities.

We believe that the institutional partnership will help us very much in the sustainability of the project activities (ADV)

### Knowledge and skills gained

Project staff gained new skills and knowledge. During the final evaluation, various partners acknowledged this as one of the ways in which the gains of the project will be ensured. For FFA, working with media and communication experts has left team members with a lot of knowledge on media campaigns and alliances. Habitat Great Britain project members have sharpened their skills on story-telling and how to use these to engage audience – they will continue to use these skills. Meanwhile, Habitat Poland intends to take full advantage of their experience of taking volunteering activities online. Therefore, they will continue 'Safe House, Friendly Cities' online using the new tools they developed. PDCS expanded their expertise on relevant project topics enabling them to produce resources such as the manual for teachers on online educational tools.

### Training of Trainers

In total, 747 multipliers were trained. They include teachers, youth leaders and volunteer group leaders. Their ability to continue spreading their knowledge to others is also linked to partnerships and the availability of resources developed by consortium partners. For instance, Habitat Poland have a list of trained educators who are willing to have further cooperation. The educators will have access to downloadable resources such as book with tales, workshop scenarios, presentations, games etc. that will remain on the project's website. Youth workers and librarians trained by PV have started educating young people on project themes. The project's achievements on multipliers are discussed under the section focusing on activities related to iOc2.

### High quality materials and resources

Consortium partners produced resources of 'higher quality than normal'. The independent final evaluation found this to be one of the project's value add as they were 'based on stronger research, more visual and adaptable to different outreach channels'. Comprehensive resources for use beyond the project have been developed. They include manuals, books, workshop materials, videos, online games, and tool kits. Habitat Romania for instance, will continue to use video clips and petition campaign visuals to engage local stakeholders on housing needs. DIT's training and resources toolkit (community vulnerability assessment and resilience) is another sustainable output of the project. Materials from the Habitat EMEA exhibitions have been donated to Aurix production and Cultus Ruzinov and will continue to be used by both entities.



*Handbooks by Habitat Ireland*



*Cards by EWB*

### Integrating into institutions and existing projects

Some project activities have been integrated into partners' existing programmes. Land rights and housing issues are integrated by FFA into their existing social aid schemes work. Habitat Poland will utilize their ReStore Edu to continue with educational activities for children. ADV will integrate the educational component of the project into their existing programmes. On the other hand, Habitat Bulgaria will integrate project themes into a new project "Research Based Arguments for New Housing Policies in Favour of All". As mentioned earlier, DIT partnered with EWB to expand the "Where There Is No Engineer - Designing for Community Resilience". This has been imbedded into curriculum at 10 universities in Northern Ireland and the Republic of Ireland.

Funding is essential for most activities to continue or for partners to start on new initiatives that integrate project activities. In some cases, short term funding has been secured e.g., the Habitat Poland funding mentioned above and DIT's funding from private sources to continue their educational programmes in Zambia for 2 years. PDCS secured funding for 4 months from the BRaVE Award price after winning the price for 'best European youth project promoting resilience'. Figure 15 below summarizes what partners had to say about sustainability, showing the link between partnerships, funding and integration of activities into programs.

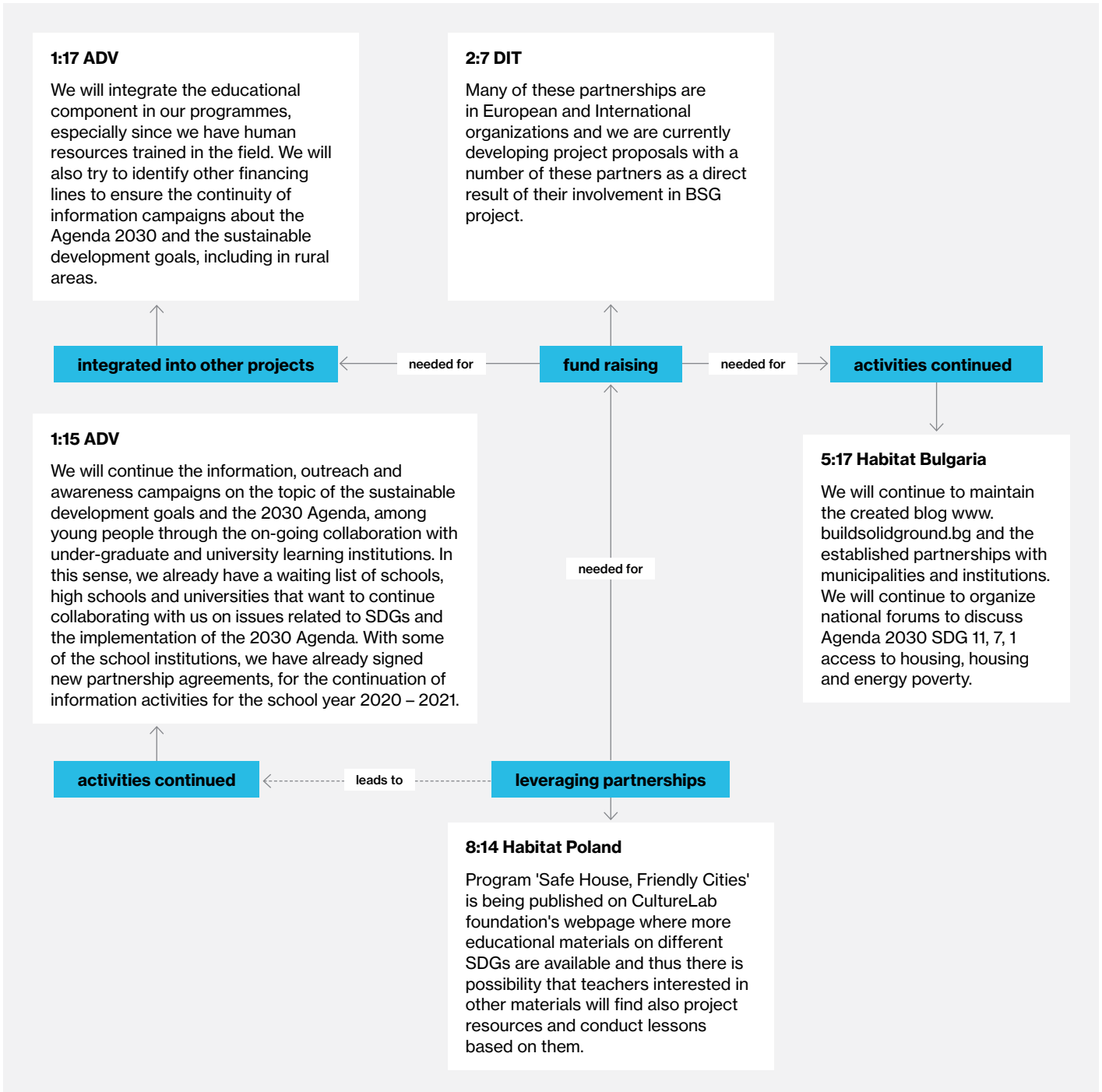


Figure 15: Partnerships and project sustainability

## 2.4 Updated project logframe

We made 6 changes to the logframe in the duration of the project. These changes were as follows:

**1. EC indicators:** We added 11 indicators (10 at output and 1 at outcome level) as requested by the European Commission. These will allow for aggregating across DEAR projects. In the logframe in Table 6 below, these indicators are in blue text, italics and numbered as i, ii, iii etc.

**2. Target for people participating in learning events:** we decreased the target for indicator i9 from the initial 70 000 to 52 000 people. In the first year, DIT, one partner contributing 35% towards this indicator had interpreted the indicator's definition differently from other partners. While other partners counted participants as unique participants (counting one individual only once regardless of how many learning events they participated in), DIT counted the number of participants at each learning event and multiplied them by the number of events. Unlike other partners with once-off events, DIT's learning events included learning modules with university students taught over several meetings. As a result of re-interpreting the indicator, DIT revised their target from 24 450 to 6 000, affecting the consortium's overall target.

**3. Additional means of verification for i3:** we added use of data on Europeans' engagement with social media posts from social media platforms with downloadable statistics reports as a means of verification for the indicator tracking estimated awareness of targeted EU citizens. We expected this data to show the level of interest BSG posts generated and help us understand if we got better at attracting Europeans' attention with our posts over time. This means of verification was an addition to the baseline/endline study and the final project evaluation.

**4. Midterm and end of project values for indicators:** we added values for the indicators in October 2019. This was to help us to see progress of indicators against targets at a period more or less the mid-point of the project. We also added indicator values at the end of the project in March 2021.

**5. Baseline value for i3:** in the third year, we recalculated the baseline value for i3 based on a scale that combined the knowledge questions and provided a score for all the questions rather than the individual questions and their average as we had done initially. We used the same method to determine the endline value.

**6. Sources of evidence:** we also added sources and means of verification for those indicators that had been missing. In the table below, apart from those for the extra EC indicators and for i3, these sources and means of verifications are captured in blue text.

Table 6: Updated Project LogFrame

	Results chain	Indicators	Baseline	Current value			Targets (incl. reference year)			Sources and means of verification	Assumptions
				Reference year Apr 2018	Reference date Oct 2018	Reference date Oct 2019	Reference date Mar 2021	Y1	Y2		
Overall objective: Impact	To foster an effective engagement of European citizens in support of global sustainable development through improved awareness and development education	I1. Estimated increase in engagement of European citizens in support of global sustainable development in project countries.	22%	n/a	n/a	16%	n/a	n/a	Increased value	BSG baseline survey	No major natural or terrorist disaster, economic or other crisis strikes the locations of the project There is a minimal stable "Enabling Environment" for CSO and citizen action and engagement
	<b>Oc</b> To facilitate an active engagement of Europeans in support of Sustainable Development Goals, particularly pertaining to global housing, land, the urban issues and commitments of Sustainable Development Goal (SDG) 11 with enhanced understanding and capacity	I2.% targeted people committed to engage in development in the future (e.g., volunteering, DEAR, advocacy, CSR)	14%	n/a	n/a	15%	n/a	n/a	Increased value	BSG baseline survey End-of-project evaluation	Good governance, EU values and policy acquis "BSG project themes" resonate with MS citizens' own concerns (housing being an issue for many MS citizens)
Specific objective(s): Outcome(s)	<b>iOc1</b> Increased public awareness of EU citizens of the global needs, rights, solutions, commitments and global agenda of SDGs, particularly housing, land, and cities	I3. Estimated increase in awareness of targeted EU citizens on the key issues of the project	53%	n/a	n/a	54%	n/a	n/a	Increased value	BSG baseline survey Analysis of target group's engagement with BSG social media posts End-of-project evaluation	Timing of messages is chosen not to compete with other messages of high public interest
	<b>iOc2</b> Those targeted are motivated with a stronger and more critical understanding of the stakes of SDGs, particularly pertaining housing, land and cities and of the interdependencies between the EU and partner countries; through specialized, effective, non-formal and practical learning.	I4. % of targeted and participating people with enhanced critical understanding, changed attitudes and/or motivation on global development issues especially housing, land, SDG11 and Habitat III / NUA (by gender, age, group type, nationality, sector)	n/a	68%	84%	84%	50%	50%	50%	Beginning and end of event questionnaires/ tests Feedback questionnaires after learning events End-of-project evaluation	Past connections and partnerships with Associates and external organizations of all sectors enable access for in-depth learning and critical thinking events Global instability, Brexit and increased migration don't cause resistance to the project activities or lack of attention to communications.

	Results chain	Indicators	Baseline	Current value				Targets (incl. reference year)			Sources and means of verification	Assumptions
				Reference year Apr 2018	Reference date Oct 2018	Reference date Oct 2019	Reference date Mar 2021	Y1	Y2	Y3		
Specific objective(s): Outcome(s)	iOc3 Targeted EU citizens and groups have enhanced competency and opportunities to become active players in international development, particularly in relation to housing, land and urban focused' campaigns and advocacy, and in effective volunteering activities.	I5. Advocacy efforts of the project contributed to influencing the policy dialogue on housing, land rights and urbanization issues at local, national and/or EU level	n/a	n/a	n/a	Positive examples at EU and national levels e.g., 14 policy documents produced, support of 2 Deputies in Romanian parliament and policy brief cited in the ACP agreement almost final draft	Positive examples			Annual narrative reports	Enabling environment globally remains stable and there are no major crises that would impede or reduce volunteering  LA, national and EU decision-makers and authorities are open to be held accountable and dialog for implementation of SDGs.	
	Outputs <b>Op 11.</b> Targeted EU citizens are exposed to messages on global housing, land, SDG11 and/or Habitat III NUA	I6. Total # of persons seeing or hearing messages on global housing, land, SDG11 and/or Habitat III NUA (by geography)	205,284	1,508,808	6,731,327	18,450,279	n/a	n/a	1,200,000	Monitoring data Print-screens Photos Videos Social Media / websites Analytics reports		
I7. Total impressions on all communications		544,579	5,880,084	25,965,755	66,410,471	n/a	n/a	8,400,000	Same as for I6			
I8. Communication/ aware-ness raising coverage – estimated number of people attending creative events (by type of audience and type of event)		4,200	142,676	379,835	704,305	n/a	n/a	335,000	Partner reports Photos from events Copies of materials disseminated at events Social Media / websites Analytics reports			
i. No. of people reached during events (physical or online)		tbc	tbc	tbc	185,255	n/a	n/a	n/a				
ii. Project website visits		tbc	tbc	tbc	191,293	n/a	n/a	n/a				
iii. No. of YouTube views of project videos		tbc	tbc	tbc	464,839	n/a	n/a	n/a				

	Results chain	Indicators	Baseline	Current value			Targets (incl. reference year)			Sources and means of verification	Assumptions
				Reference year Apr 2018	Reference date Oct 2018	Reference date Oct 2019	Reference date Mar 2021	Y1	Y2		
Outputs	<b>Op 1.1.</b> Targeted EU citizens are exposed to messages on global housing, land, SDG11 and/or Habitat III NUA	iv. No. of people reached through social media and activity on social media (on e.g., Facebook, Instagram and Twitter)	tbc	tbc	tbc	445,418	n/a	n/a	n/a	Partner reports Photos from events Copies of materials disseminated at events Social Media / websites Analytics reports	
		v. No. of people reached through print media (e.g., articles or ads)	tbc	tbc	tbc	1,975,963	n/a	n/a	n/a		
		vi. No. of people reached through audio-visual media (e.g., TV and radio)	tbc	tbc	tbc	24,243,798	n/a	n/a	n/a		
		vii. No. of people reached through other campaigns (e.g., poster)	tbc	tbc	tbc	4,617,854	n/a	n/a	n/a		
	<b>Op 2.1</b> Targeted EU citizens are exposed to discussions about the main challenges and solutions regarding access to housing and land rights in the developing world.	i9. No. of participants in DE disaggregated (gender, target group, age group, sector, nationality, role, learning event).	4,956	6,466	22,652	53,815	n/a	n/a	52,000	Partnership agreements with education institutions Lists of attendees Partner reports Photos Copies of materials used during the learning events Beginning and end of event questionnaires/ tests Feedback questionnaires after learning events	
		viii. No. of final beneficiaries trained/supported (=training, capacity building)	tbc	tbc	tbc	51,047	n/a	n/a	n/a		
		ix. No. of multipliers (teachers, youth leaders...) trained/ supported	tbc	tbc	tbc	747	n/a	n/a	n/a		
		x. No. of final beneficiaries and multipliers who confirmed that participation has increased their awareness and Critical understanding of the topic	tbc	tbc	tbc	3,882 (84% of 4,632 beneficiaries pre and post tested at learning events)	n/a	n/a	n/a		



	Results chain	Indicators	Baseline	Current value			Targets (incl. reference year)			Sources and means of verification	Assumptions
				Reference year Apr 2018	Reference date Oct 2018	Reference date Oct 2019	Reference date Mar 2021	Y1	Y2		
Outputs	<b>Op 2.2</b> LA/ALAs from targeted countries are exposed to discussions about with the main challenges, solutions, and good practices regarding access to housing and land.	I10. No. of participants in LA/ALA/Public events (gender, geography, target group)	0	504	992	1,670	n/a	n/a	575	Lists of attendees Partner reports Photos Copies of materials used during the learning events	
	<b>Op 3.1</b> Partnerships and alliances beyond the consortium are created for the implementation of project activities and/or for continued engagement in development.	I11 No. and type of partners/alliances for continued engagement in development on key themes	5	138	408	572	n/a	n/a	250	Partner reports on concrete BSG-related outputs resulting from each claimed partnership	
	<b>Op 3.2</b> Major project themes are brought to decision makers' attention through advocacy	I12 No. of participants in advocacy events (F2F)	0	831	2,881	4,970 <sup>2</sup>	n/a	n/a	4,500	Partner reports Photos Copies of materials presented at the advocacy events	
		I13 No. of policy makers receiving a policy publication, participating in events or targeted by the campaign petition.	0	144	278	1222	n/a	n/a	300	Partner reports	
		xi. No. of local, regional, national, European or corporate policies (of authorities, CSOs, LAs, businesses...) influenced / reviewed	tbc	tbc	tbc	0	n/a	n/a	n/a		

<sup>2</sup> This number includes participants in online advocacy events. This is because some advocacy events were moved to online platforms in response to COVID 19 restrictions.

	Results chain	Indicators	Baseline	Current value			Targets (incl. reference year)			Sources and means of verification	Assumptions
				Reference year Apr 2018	Reference date Oct 2018	Reference date Oct 2019	Reference date Mar 2021	Y1	Y2		
Outputs	<b>Op3.3.</b> EU citizens are engaged in advocacy activities	I14 No. of people signing an SDG11 petition/campaign action.	0	90	897	7,663	n/a	n/a	50,000	List of signatures	
	<b>Op 3.4</b> EU citizens are engaged in volunteering activities in developing countries or in areas with extreme poverty and inequality inside EU.	I15 No. of volunteer group leaders trained (by country organizations sending)	89	98	183	242	n/a	n/a	120	Partner reports Training Materials List of participants Photos	
		I16 No. and types of citizens volunteering in global development and sharing their experience multiplying awareness raising	138	962	1,898	1,954	n/a	n/a	1,500	Partner reports Photos Videos List of participants	

	Results chain	Indicators	Baseline	Current value				Targets (incl. reference year)			Sources and means of verification	Assumptions
				Reference year Apr 2018	Reference date Oct 2018	Reference date Oct 2019	Reference date Mar 2021	Y1	Y2	Y3		
Activities	<b>Related to iOc 1.</b> A1.1 Extensive public communication campaign A1.1.1 Extensive online communications' campaign A1.1.2 Build alliances with journalists and media to ensure coverage in traditional media A1.1.3 Public visual announcements A1.2 Creative, cultural and street events; A1.2.1 Promote messages creatively in public spaces A1.2.2 Participate in known mass creative events (festivals, fairs & professional events) A1.2.3 Produce mass creative events A1.2.4 Build alliances with celebrities, collaborate to promote messages A1.3 Produce, translate and/or disseminate, materials & messaging for the consortium's communication outreach.				<b>Factors outside project management's control that may impact on the output-outcome linkage.</b> <ul style="list-style-type: none"> <li>• Technical problems with information technology.</li> <li>• Low interest of media in the project topics due to different political priorities</li> <li>• Increase in cost of adverts, tools and services.</li> <li>• No affordable exhibitor/ advertisement spaces/ sites for creative activities</li> <li>• Contracted agents' services/tools are delivered on time/budget/ quality.</li> </ul>							
	<b>Related to iOc 2.</b> A2.1 Non-formal Learning Events and interactive activities A2.1.1 Primary/Secondary schools, youth clubs and organizations A2.1.2 Universities, Higher Education and professional/vocational schools A2.1.3 Training of trainers/ Leaders A2.2 Target-specific events, panels and debates for learning, critical thinking and attitude change A2.2.1 Events in Libraries A2.2.2 Events with corporations and professional associations A2.2.3 Events with CSO/ networks A2.2.4 Professional/Academic events A2.3 Interactions with international/migrant experts for knowledge exchange and capacity building A2.4 LA/ALA and public staff events, capacity building & mutual exchange. A2.5 Produce and/or translate and disseminate materials for face-to-face target-specific learning				<b>Limited financial and skilled resources in education institutions and public services and thus low priority to DEAR or engagement in development.</b> <ul style="list-style-type: none"> <li>• Closure/ non participation of CSO, grassroots/student organizations for lack of funds or lack of interest.</li> </ul>							
	<b>Related to iOc3.</b> A3.1 Building collaborative partnerships with, and support for initiatives of other organisations. A3.2 Managing a European action campaign and carrying out Advocacy A.3.3 Support to groups to enable volunteering in development A3.3.1 Global volunteer facilitation, capacity building and promoting critical thinking A3.3.2 Training of volunteer group/event leaders and Training of Trainers A3.3.3 Facilitating the multiplication of DEAR, advocacy and development activities after the volunteer experiences A3.3.4 Promotion and support to increase volunteering clubs and organizations				<b>Lack of interest in partners in the project topics.</b> <ul style="list-style-type: none"> <li>• Changing country political agendas may cause low media coverage and low participation.</li> <li>• Host/partner country political changes may affect volunteer sign-up numbers and bring risks while groups are traveling.</li> </ul>							

## 2.5 Mainstreaming cross-cutting issues

The project sought to build critical understanding and active engagement for Sustainable Development Goal “SDG” 11 and the “New Urban Agenda” (Habitat III), promoting global housing, land rights, resilient and sustainable cities. Naturally, land rights, gender quality (land and property rights) and climate change are cross-cutting issues that were mainstreamed across the 3 result areas of the project. The ‘Change the Count’ petition placed housing as foundational for individuals, for families and for communities where they live and the economies in which they participate.

In messages and workshops during face-to-face conferences as well online webinar series, these cross-cutting themes were also mainstreamed. That way, policy makers, experts, the media and government employees were further exposed to the themes. For instance, at *‘Housing and Land Rights at the Center of Development*

*in the African, Caribbean and Pacific States’* organised by Habitat Romania. It is impossible to discuss urbanization – which was a key focus of the conference – without the environmental sustainability lens. The same applied for the *‘Achieving Resilient Cities’* conference hosted by EWB. Land rights for women, for instance, were the crux of discussions during one of the European Development Days (2018) in the ‘lab debate’ session facilitated by Habitat EMEA entitled *‘Building Solid Ground for Women: Land Rights as a Foundation for Sustainable Cities’*

Participants in learning events – from primary school pupils, secondary school and university students and CSO representatives and representatives of professional bodies – were exposed to these cross-cutting issues. The table below shows examples of materials developed by Partners and the cross-cutting issues they mainstreamed. The Habitat EMEA *‘It all starts at Home’* drew attention to women’s housing needs.

No.	Partner	Name	Target audience	Short description	Themes mainstreamed
1	SCCD	Decent Place to Live	Secondary school teachers	Texts on global housing, urbanization, sustainability and SDG 11	Environmental sustainability
2	Habitat EMEA	Global Education Toolkit	Secondary school teachers	Toolkit aiming to educate about global development needs and solutions for housing, land tenure in cities, urbanization, and SDGs	Human rights, gender equality, environmental sustainability
3	Habitat Poland	Let Us Read About Houses	Teachers and book club leaders	Scenarios for book club meetings and other informal learning, mostly focused on housing, urbanization and SDG 11	Environmental sustainability
4	DIT	Nature Based Solutions	University students	Info cards to support introduction to Nature Based Solutions for achieving targets of SDG 11, including case studies and design guidelines	Environmental sustainability
5	DIT+EWB	Where There Is No Engineer	University students	Textbook on global development, resilience, sustainability, SDGs, with case studies	Environmental sustainability

*Table 7: Cross-cutting issues mainstreaming examples*

## 2.6 Monitoring and Evaluation


**Monitoring:** The Habitat EMEA coordinating team has been responsible for project monitoring. Guided by the logframe and activities they committed to; each partner submitted data on progress against output indicators. By the end of the project, there have been 12 rounds of output indicator reporting. The Habitat EMEA team checked submitted logframe reports and the means of verification and liaised with partners for adjustments or clarity when there was need. Partners also submitted annual narrative reports.

**Evaluation:** a mid-term evaluation was conducted by external evaluators. It focused on sustainability (given that another external, much broader evaluation – ROM review had been commissioned by the EU). The evaluation found that at that stage, a mixed picture of the likelihood of sustainability. It also found that the materials produced, the engagement of volunteers and closer ties built with other NGOs were some of the factors that would contribute to sustainability. Partners were however pessimistic about future funding needed to sustain some activities. Some of the recommendations from the evaluation included: a) partners needing to collectively shape a clearer vision of what the project sought to achieve so people could see how they can contribute, b) the coordination team finding ways to make the reporting process simpler and reducing frequency and c) a holistic look at sustainability. The mid-term evaluation report can be accessed [here](#). Steps that we took in response to the recommendations are detailed in the Year 2 report.

**Final evaluation:** the final evaluation was also conducted by external evaluators. It looked at effectiveness, relevance, efficiency, coherence and sustainability. The evaluation found that Build Solid Ground had delivered on targeted outputs. Feedback from partners indicated the project had expanded their awareness raising, advocacy and volunteering work. They gained new knowledge and skills. Partners, however still grappled with the balance between ‘freedom to adapt and central control. Students and teachers who interacted with the project provided positive feedback on the materials and the manner in which development education offerings had been engaging. The final evaluation is available [here](#).

## 2.7 Lessons learned

Lessons learned along the way were shared within the consortium through the working groups and partners’ meetings. The 2020 and 2021 partners ‘meetings’ were virtual. Within Habitat, the coordinating team shared lessons across the Habitat network during the ‘Sharing and Learning Weeks’.



*Final partners’ online meeting January 2021*

Three lessons were common across partners: a) the value of partnerships, b) the importance of flexibility and c) the value of online platforms. Partners built new partnerships and leveraged existing ones for their work.

**Partnerships and alliances** were discussed under outputs for iOc3 and also touched on when we discussed sustainability. We reiterate here that through partnerships (also within the consortium e.g., EWB and DIT), partners were able to extend their reach, tap into expertise, implement their activities and lay a foundation for sustainability.

**Flexibility** became non-negotiable as partners were compelled to postpone events and move events to online platforms. The transition from face-to-face events was not always smooth but partners adapted to the needs of their target audience and worked within the reality of their contexts. New ideas were born and tested, for example the online games as well as the ‘Home Sapiens’ podcast. Without flexibility to take learning events and advocacy events online and even pushing the boundaries where volunteers are concerned, the project may not have attained the results attained across the three outcome areas. In the second year, the project adapted the initial focus on one aspect of one SDG and a broader view of sustainable development was taken. Flexibility

was also necessary when messages, for instance, had to be adapted to reflect the reality of COVID and the importance of housing during such a crisis.

Partners learned the **value of online platforms**, perhaps initially out of necessity. Over time, partners such as Habitat Bulgaria have come to see online platforms as a cheap and effective alternative. Partners have invested in materials that are adaptable to online settings, technology to support online work and having learning management systems such as Moodle. Tied to this, is the importance of high quality and engaging materials as well as mediums that can grab the attention of audiences e.g., videos.

It is not enough to assume that charity content is viewed differently, because of who it is from. Charities are competing for viewer's attention alongside other, usually much better funded, brands. Therefore, charity content has to stand on its own and production values cannot be sacrificed. (Habitat Great Britain)

Another lesson is the importance of having **multi-year funding**. A project of this nature needs it. As discussed under the section on sustainability, partners have already developed proposals as organisations and as part of partnerships to continue with some activities.

### Lessons for the coordination team

The Habitat EMEA coordination team also picked a number of lessons along this journey. These include:

- The need to strike a balance between having partners work independently while also intentionally creating room for partners to collaborate and learn from each other, right from the start;
- Beyond the administrative part of certain activities, more time may need to be invested in communicating the conceptual underpinnings;
- One possibility for the future could be ascertaining at design which components of the project partners can work on together, e.g., promoting a petition and being intentional about those;
- The need to be more deliberate at design on how project components interact with and reinforce each other across and within different result areas. The logframe is great for capturing all components of the results chain and showing their linear relationship but it fails to show cross-linkages and backward loops;
- Build in more time at the beginning of implementation to accommodate delays arising from factors such as hiring staff;
- Careful thought needs to be given to sequencing of activities, having learned from COVID crisis such that not all key activities feeding into certain outcomes are left off for the latter part of the project;
- Future campaigns with an EU regional spread and global outlook like Build Solid Ground need to consider that it is not easy to focus on issues further afield without addressing similar issues faced by Europeans.

## 2.8 Materials produced

Under intermediary outcome number 1 and number 2, more than a hundred materials were developed across the consortium – from brochures for the awareness campaign to workshop materials for learning events. Detailed lists of these can be found in partner logframes (a13 under intermediary outcome 2 and a25 under intermediary outcome 2). In the table below, we share the extensive materials such as books as well as some innovative materials such as educational games and audio books developed

Build Solid Ground learning materials produced throughout the project						
No.	Partner	Name	Type	Target audience	Short description	Link
1	SCCD	Decent Place to Live	Online course	Secondary school teachers	Texts on global housing, urbanization, sustainability and SDG 11.	<a href="#">here</a>
2	Habitat EMEA	Global Education Toolkit	Lesson scenarios	Secondary school teachers	Toolkit aiming to educate about global development needs and solutions for housing, land tenure in cities, urbanization, and SDGs.	<a href="#">here</a>
3	Habitat Poland	Let Us Read About Houses	Lesson scenarios	Teachers and book club leaders	Scenarios for book club meetings and other informal learning, mostly focused on housing, urbanization and SDG 11.	<a href="#">here</a>
4	DIT	Nature Based Solutions	Info cards	University students	Info cards to support introduction to Nature Based Solutions for achieving targets of SDG 11, including case studies and design guidelines.	<a href="#">here</a>
5	DIT+EWB	Where There Is No Engineer	Textbook	University students	Textbook on global development, resilience, sustainability, SDGs, with case studies.	<a href="#">here</a>
6	FFA	Board game and other educational games	Educational game	Secondary school teachers	Board game created to educate about global development issues.	<a href="#">here</a>
7	Habitat EMEA	World Urbanization and Sustainable Development	Online course	High school students	Online course called World Urbanization and Sustainable Development that aims to educate people about urbanization and SDGs in an interactive way. The course consists of 8 chapters, 2 games, 2 videos, 2 quizzes and a certificate of completion.	<a href="#">here</a>
8	Habitat EMEA	Expedition Game	Online expedition game	General audience and high school students	Interactive educational game about housing and other topics connected to it.	<a href="#">here</a>
9	Habitat Ireland	Online Global education toolkit	Online education tool	All schools across Ireland	Global education toolkit contains a range of subject specific curriculum-linked resources.	<a href="#">here</a>
10	DIT	Frankie the flamingo textbook	Textbook	Schools in Kabwe, Zambia and Ireland	Textbook that introduces children to a sustainable way of life.	<a href="#">here</a>
11	EWB	Nature based solutions toolkit	Board game	Teachers and students	Worked examples for how nature-based solutions can be applied to homes, neighborhoods and communities.	<a href="#">here</a>
12	SCCD	Cartoon on Global Housing	Cartoon	Children	Global housing Cartoon on the topic of Sustainable cities.	<a href="#">here</a>
13	SCCD	ECO 2050	Smartphone game	Young people	Game in which players build their own cities and learn how to develop them sustainably.	<a href="#">here</a>
14	Habitat Northern Ireland	Online escape game	Online escape game	Young people	Players can take part in fun games and exciting challenges, as they learn more about global development.	<a href="#">here</a>
15	Habitat Poland	Safe House, Friendly Cities	Textbook	Children 4-8 years old	The program includes 3 illustrated tales about slums, rebuilding after natural disaster, volunteering, cooperation and 18 scenarios of activities connected with tales to practice with children.	<a href="#">here</a>
16	PV	Home sweet home	Card game	Volunteers	Set of 50 image cards on the topic of Housing, with reflection and discussion questions on the back.	<a href="#">here</a>
17	PV	Sustainable City	Magnetic Game	Children and young people	Sustainable city – which they can players build themselves with magnets of different city elements (buildings, houses, public transport, trees, etc.).	<a href="#">here</a>
18	PDCS	Siganas – African Luo Stories	Audiobook	Children	Recorded oral stories from western part of Kenya depicting way of living, education, housing and traditions via stories with moral lesson in each story.	<a href="#">here</a>

## 2.9 List of contracts

For the duration of the project, there were no contracts of or above €60,000.

## 3. Beneficiaries/affiliated entities and other Cooperation

The relationship between the project coordination team and the consortium partners has remained positive, overall. As mentioned in the Year 2 report, we made significant progress and addressed the challenges as follows:

- Agreement was reached on the list of means of verification partners submitted to back their logframe reports. All partners submitted their logframe reports as requested, albeit a few delays due to valid reasons. However, towards the end of the project, while all partners had submitted their financial reports and logframe reports, 3 partners delayed submitting their narrative reports. These were eventually submitted.
- Pre and post tests were administered by all partners who implemented learning events in education institutions.
- Partners were eventually able to strike a balance between the local and global thematic scope of the project.

In the final evaluation, partners praised the coordination team for their support where reporting was concerned. They also acknowledged the timely response to queries and the clear lines of communication and openness to necessary changes:

“The project management was really great. They [i.e., Habitat EMEA] are an institution that have a lot of processes and it was a very good experience. The management structure and way of management were very good. Monitoring is very strong in the project, which is sometimes neglected in other projects” (Partner feedback – final evaluation).

One issue we assumed had been resolved was that of the balance between partners being independent to adapt as they saw fit and the level of ‘control’ they expected from the coordination team. However, in the final evaluation some partners indicated that they had expected a bit more ‘control’ from the coordination

team. This is not to say that the relationship between the coordination team and partners had soured. Rather, it served to make the coordination team see that for future actions, there is need to allow for even more engagement and identification of components that can allow greater collaboration of all partners and distribute responsibilities for various working streams more evenly among partners.

Learning Working groups, partners’ meetings (October 2019, virtual in 2020 and final online meeting in January 2021) plus the TEAMS platform and Dropbox were meant to increase interaction and sharing between partners. However, feedback from the final evaluation suggests these were not enough. While some partnerships were formed between partners within the consortium and the bond of the Habitat entities in particular was strengthened, perhaps we could have done more at inception to encourage partners to share and learn from each other even more. Yet, some partners such as Habitat Great Britain do appreciate how the project has strengthen the Habitat entities bond and allowed them to learn from others.

### 3.1 Continuation of agreement

The agreements between Habitat EMEA and the partners will not continue in its current format. There is no dedicated funding to support this.

### 3.2 Relationships with state authorities

Before Build Solid Ground, most partners already had a relationship with local and or state authorities by virtue of their other work. The project enabled them to strengthen these relationships. For FFA, for example, their relationship with local authorities has improved in the third year. At the same time, partners leveraged these relationships for activities implementation and to get the project messages onto the corridors, mailboxes and tables of decision makers. Partners intend to maintain these relationships into the future. For instance, Habitat Bulgaria will continue leveraging their partnership with state authorities as they organise national housing forums to discuss Agenda 2030 and SDG 11.

We are very proud of the partnerships we have managed to build with 30 municipalities in the country. Thanks to the forums and international conferences organized by us, we have established intensive



contacts with all ministries involved in access to housing, improving housing conditions and slums upgrade (Habitat Bulgaria).

Below we highlight some of these relationships and how they were leveraged:

- **FFA:** local authorities have participated in their advocacy workshop on global housing issues;
- **Habitat Bulgaria:** leveraged relationship on the Program for the development of the regions 2021-2027. Their proposal was approved as a financing measure during the new programming period – upgrade of poor, socio-economically disadvantaged neighbourhoods;
- **Habitat Poland:** due to good relationship with local authorities in Warsaw and Silesia, they were to conduct many additional educational activities during the 'Winter in the city' action organized in public schools during the winter holiday;
- **Habitat Northern Ireland:** their good relationship with local authorities have led one of the local councillors to participate in their advocacy events;
- **ADV:** leveraged their relationship with the Department for Sustainable Development within the Romanian Government resulted in them being invited to submit an application as specialists in the field of sustainable development within the Consultative Council for sustainable development. Beyond the project current implementation phase, they can carry the Build Solid Ground messages as they play the key role in elaborating the action plan for implementing and monitoring Romania's Strategy for Sustainable Development 2030;
- **Habitat EMEA:** the patronage of Mayor of Bratislava was beneficial for the partner in organizing the 2019 photo exhibition;
- **Habitat Romania:** local and state authorities regularly participated in their housing forums as participants and speakers.

### 3.3 Relationships with other organisations

Eight out of the 14 consortium partners have worked with associates (from among the 29 organisations specified by the project proposal). Nine of the 29 associates were engaged in the first year. Five continued contributing in the second year. To this 5, 6 more associates were added to make it 11 for the second year. Their collaboration with partners were discussed in the Year 2 report. Below, we provide a summary of collaboration in the third year:

#### Associate(s)

- **DIT: 2** associates, Smart Shelter Foundation and Universitat Politècnica De Catalunya (UPC). This has resulted in Smart Shelter Foundation delivering the DIT dev-ed workshops in a number of European countries;
- **ADV: 2** associates, The Federation of NGOs for Social Services (FONSS) and RISE – The Network of Work Integration Social Enterprises. FONSS implemented activities to support Home4all campaigns and promoted the national "Homes for Africa" campaigns. RISE participated in advocacy activities;
- **Habitat Bulgaria: 5** associates, Sofia Municipality, Sofia District Nadezhda and District Sredets, Dupnitsa municipality and The Municipal Network for Energy Efficiency EcoEnergy. Municipalities participated in information days and the Municipal Network for Energy Efficiency EcoEnergy supported the housing forum
- **Habitat Poland: 3** associates CultureLab Foundation Other Space Foundation and Centre for Citizenship Education. CultureLab Foundation was added in year 3 while the other two continued from the previous year. Associates supported implementation of activities such as 'Safe Houses, Friendly Cities' programme.

#### Contractor(s)

At least 20 contractors were engaged across the consortium. Contractors supported specific parts of the campaign, e.g. 'One Touch' online campaign by Habitat EMEA and Fine Acts contracted by Habitat Romania. Habitat Bulgaria, FFA and Habitat Great Britain used contractors for specific parts of the campaign. Some specific media services were also sub-contracted, e.g., Habitat Great Britain support from FreeBird Media, a film production company using fees from private client to subsidize the work they do with Habitat Great Britain.

Contractors also helped partners like PV and FFA to shape their communication strategy. Other areas

supported by contractors included event coordination and organization and printing of materials. Experts were also contracted to support the development of policy documents.

### Final beneficiaries and target groups

Final beneficiaries and target groups included pupils at primary schools, and students at secondary schools and universities, members of the public, teachers, youth leaders, local authorities and representatives of CSOs. Feedback from the learning events has been positive. The relationship between partners and beneficiaries has also been positive.

Further feedback was collected during the mid-term evaluation in 2019 and final evaluation. Beneficiaries find project themes relevant in their contexts. As discussed before, during the final evaluation, teachers and students also gave positive feedback on the project, especially the engaging format in which materials have been produced and learning events conducted. Testament to this, some teachers have integrated materials into their own training sessions. Students and 7 associations of students, for instance, have committed to future collaborations with ADV.

### Other third parties involved

Partners built relationships with new partners or strengthened existing ones. By year 2, the target of 250 partners across the consortium had been exceeded as there were 408 partners. The number was increased to 572 by year 3. Partners include formal education institutions, research centres/think tanks, NGOs and local authorities.

## 3.4 Links with other actions

Below are highlights of links and synergies partners developed with other actions. Links and synergies were identified as one of the key factors for sustainability.

**Habitat for Humanity:** the project team is leveraging the EMEA Advocacy team in the implementation of advocacy events, development of policy papers and interacting with policy makers. As part of their advocacy and or communication services, all 7 Habitat partners had some experience with awareness raising around housing and land rights issues before Build Solid Ground. This was a good foundation upon which the project was able to strengthen the following:

- Volunteer programmes and their multiplier effect: e.g., it has been embedded in the Habitat EMEA volunteer programme and for Habitat Poland, it has expanded on the existing programme and ideas such as online volunteer activities were explored;
- A shift to a global perspective whereas in the past they have focused on just communicating Habitat work;
- Experience with a wider reach to a larger audience with a variety of traditional and innovative tools;
- Experience in making a case for local housing issues and global housing and land rights issues from the broader context of the SDGs agenda.

**Habitat Poland:** linkages were found with Habitat Restores (non-profit shops). Build Solid Ground provides the base for education programmes and these can be implemented in ReStores. For Habitat Poland in particular, experience and materials gained from the project can accelerate their ReStore Edu activities.

**FFA:** project activities are built on the *Viziblity* project methodologically in terms of carrying out actual development micro projects and knowledge transfer and prevention. The project's main goal was to provide access to permanent clean drinking water and sanitation, and to start related and relevant education programs at partner institutions. Secondly, the project has strong links with another project that focuses on an aspect of slum upgrading in Kinshasa, DRC. This enables them to create multiplication through being able to attract interested individuals who will take on the opportunity to engage.

**Habitat Bulgaria:** started a new project focused on advocating for an adoption of a long-term strategy for energy efficiency renovation of the housing and

non-housing stock, the prolongation of the national programme for residential energy efficiency on the basis of new principles and the development of a definition for "Energy Poverty".

**PV:** they have been organising the *National Volunteer Week*, a week dedicated to promoting volunteering and the volunteers in Romania since 2001. The 19th edition in 2020 was dedicated to SDG11 and housing issues and was created to be part of the project – fueled with the resources and information.

#### Leveraging previous EU supported actions

**Habitat Poland:** They received funding from the EU's Erasmus Exchange Program in 2016. This was in partnership with Habitat Northern Ireland. Youth from Northern Ireland were engaged to work on Habitat projects in Poland and vice versa.

**PDCS:** They received 2 grants from the EU and they targeted one of the same target groups as Build Solid Ground – youth in Slovakia. The two grants were; a) Erasmus and b) Europe for Citizens.

**Habitat Northern Ireland:** in 2013, they received funding from the European Regional Development Fund. This was part of Peace Funding through Belfast City Council. The target group were youth groups in the Belfast area.

#### Cooperation with Contracting Authority

The European commission was responsive to requests and enquiries from our end. The request for the no-cost extension is an example. Other inquiries include those around the final report e.g., questions on certain articles. Hub meetings provided a platform for DEAR project teams to engage and gain more clarity. We appreciate the support and responsiveness from Anne-Marie Vermunt, DG INTPA European Commission and her attendance of our final partner meeting in January 2021 where she gave an update on DEAR programme.

## 4. Visibility

The project logos below were used by all partners, alongside their own logos, on all Build Solid Ground materials they produced and disseminated. The logos were also used on all relevant documentation such as attendance registers at learning events. Where there were no documents, verbal acknowledgement of the EU's support was given.



This project is funded by  
the European Union

Partners used the disclaimer below on materials containing policy positions and opinions:

*This post was produced with the financial support of the European Union. Its contents are the sole responsibility of [partner organization name] and do not necessarily reflect the views of the European Union.*

We have no objections and would be delighted to have our report published on the EuropeAid website. Should our report be considered, we would appreciate an opportunity to remove some information that we would like to keep confidential as well as hyperlinks that may lead to personal information of learning events participants.

## 5. Location of records, accounting and supporting documents

	Partner	Address
1	ADV	Bazinelor street, no. 5, Uricani village, Miroslava commune, Iasi county, Romania
2	DIT	Park House Grangegorman, 191 North Circular Road, Dublin 7, D07 EWW4, Ireland
3	EWB	Dogpatch Labs, The CHQ Building, Custom House Quay, North Dock, Dublin 1, D01 Y6H7, Ireland
4	FFA	Törökör utca 62., Budapest 1145, Hungary
5	Habitat Bulgaria	55 Lyuben Karellov Str., apt.1, 1142 Sofia, Bulgaria
6	Habitat Great Britain	11 St Laurence Way, Slough, Berks, SL1 2EA, United Kingdom
7	Habitat Ireland	Riverside Centre, Young Street, Lisburn BT27 5EA, United Kingdom
8	Habitat Northern Ireland	Riverside Centre, Young Street, Lisburn BT27 5EA, United Kingdom
9	Habitat Poland	Mokotowska 55 Street, 00-542 Warszawa, Poland
10	Habitat EMEA	Zochova, 6 – 8, 811 03 Bratislava, Slovakia
11	PV	1/1 Virgil Fulicea street, 400022, Cluj-Napoca, Romania
12	Habitat Romania	45 Naum Ramniceanu Street, 5th floor, sector 1, Bucharest, Romania
13	PDCS	PDCS, o.z, Štúrova 13, 811 02 Bratislava, Slovakia
14	SCCD	Prazska 11, 811 04 Bratislava, Slovakia

*Table 8: Consortium partners' addresses*

## 6. Consent on audio-visual materials

Habitat for Humanity International has a very strict policy on photographs and other audio-visual materials produced and the non-negotiable requirement for a signed photo-release form ([Annex 15](#) and [Annex 16](#)). Approved photographs for use for the Habitat network are stored in the Digital Asset Network (DAN). Photographs submitted to DAN meet the following requirements: signed photo release forms (if people are featured), a caption explaining the contents of the photograph, the photographer's name and the location and date when the photo was taken. For photos taken on volunteer trips, the consent is given by volunteers before they go on the trip, as part of the documentation they complete prior. Across the consortium, partners followed the same rules for all audio-visual materials produced.

## List of annexes

1. Annex 1: BSG Final evaluation report	<a href="#">here</a>
2. Annex 2: Baseline and endline report	<a href="#">here</a>
3. Annex 3: Habitat EMEA petition campaign report	<a href="#">here</a>
4. Annex 4: ADV public policy document	<a href="#">here</a>
5. Annex 5: Habitat EMEA EU-Africa paper	<a href="#">here</a>
6. Annex 6: Habitat EMEA policy paper – ‘Compendium of best practices’	<a href="#">here</a>
7. Annex 7.1: Habitat EMEA EU programming background paper	<a href="#">here</a>
8. Annex 7.2: Habitat EMEA EU programming guidelines	<a href="#">here</a>
9. Annex 8: Habitat EMEA housing at the centre of recovery policy brief	<a href="#">here</a>
10. Annex 9: Habitat EMEA SDG booklet	<a href="#">here</a>
11. Annex 10: Habitat EMEA SDG progress report	<a href="#">here</a>
12. Annex 11: Habitat EMEA DEAR paper	<a href="#">here</a>
13. Annex 12: Habitat EMEA-CONCORD EU global response	<a href="#">here</a>
14. Annex 13: BSG Pre and post-test report	<a href="#">here</a>
15. Annex 14: BSG mid-term evaluation report	<a href="#">here</a>
16. Annex 15: Guide to using DAN photo data base	<a href="#">here</a>
17. Annex 16: Photo guide	<a href="#">here</a>

Name of the contact person for the Action: .....

Signature:.....

Name of the legal representative: .....

Signature:.....

Location: .....

Date report due: .....

Date report sent: .....

*This final report was produced for the Build Solid Ground project with the financial support of the European Union. Its contents are the sole responsibility of Habitat for Humanity and does not necessarily reflect the views of the European Union.*

*Cover page: Portrait of Hope art by Denitsa Boyadzhieva.  
Back page: Portrait of Hope art by Daniela Yankova  
(both commissioned by Habitat Bulgaria).*

